

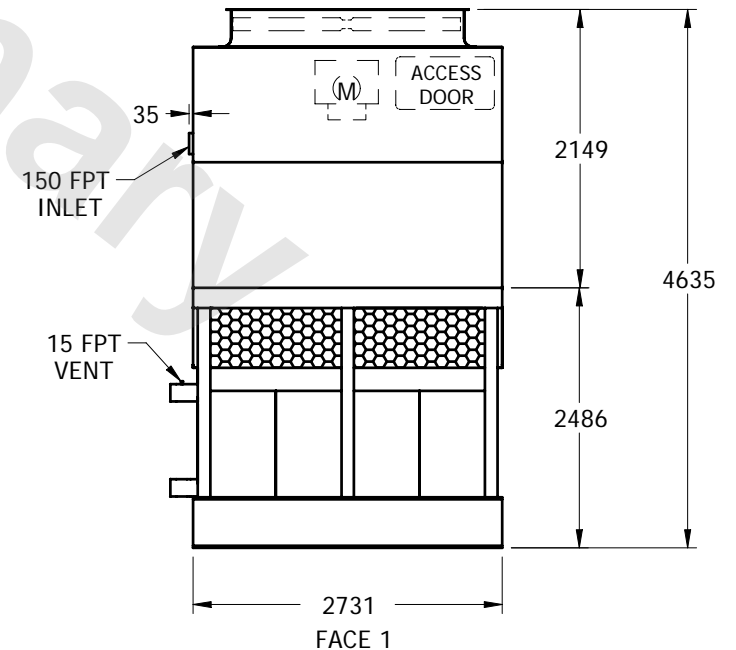
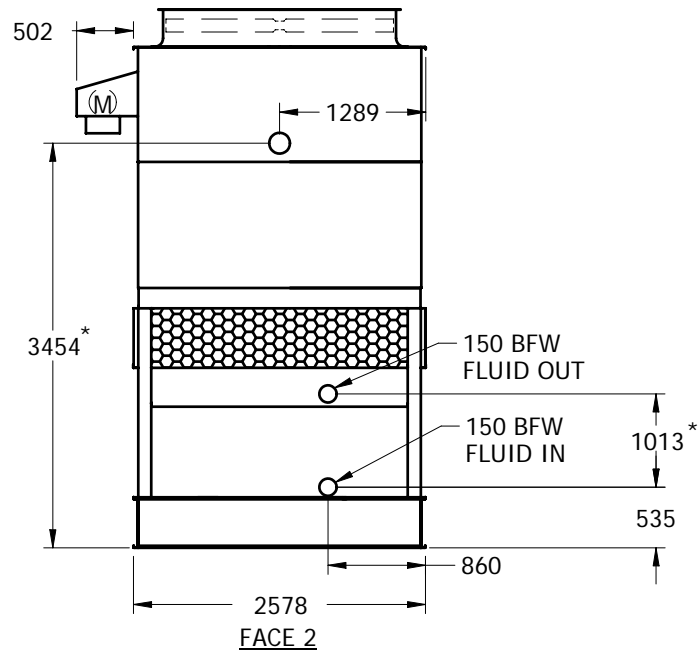
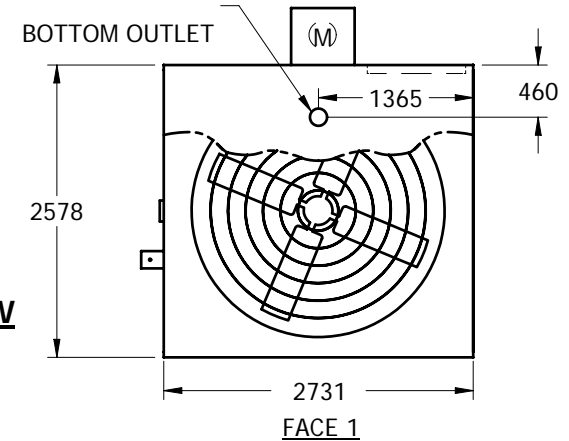
# EVAPCO, INC.



|      |                       |         |               |       |     |        |                   |      |  |      |           |          |  |
|------|-----------------------|---------|---------------|-------|-----|--------|-------------------|------|--|------|-----------|----------|--|
| UNIT | CLOSED CIRCUIT COOLER | MODEL # | eco-ATC-1021A | SCALE | NTS | DWG. # | WX09092412-MRB-HR | REV. |  | DATE | 5/20/2024 | SERIAL # |  |
|------|-----------------------|---------|---------------|-------|-----|--------|-------------------|------|--|------|-----------|----------|--|

## NOTES:

1. (M)- FAN MOTOR LOCATION
2. HEAVIEST SECTION IS LOWER SECTION
3. MPT DENOTES MALE PIPE THREAD  
FPT DENOTES FEMALE PIPE THREAD  
BFW DENOTES BEVELED FOR WELDING
4. + UNIT WEIGHT DOES NOT INCLUDE ACCESSORIES (SEE SEPARATE DRAWINGS FOR ACCESSORIES)
5. 19mm DIA. MOUNTING HOLES. REFER TO RECOMMENDED STEEL SUPPORT DRAWING
6. THE SPRAY PUMP SHOULD BE SIZED FOR 23 L/S AND 21 kPa AT THE INLET CONNECTION
7. \*- APPROXIMATE DIMENSIONS DO NOT USE FOR PRE-FABRICATION OF CONNECTING PIPING



|                 |      |      |                  |      |    |                         |      |    |                          |   |
|-----------------|------|------|------------------|------|----|-------------------------|------|----|--------------------------|---|
| SHIPPING WEIGHT | 4145 | kg + | OPERATING WEIGHT | 5360 | kg | HEAVIEST SECTION WEIGHT | 2910 | kg | NO. OF SHIPPING SECTIONS | 2 |
|-----------------|------|------|------------------|------|----|-------------------------|------|----|--------------------------|---|