

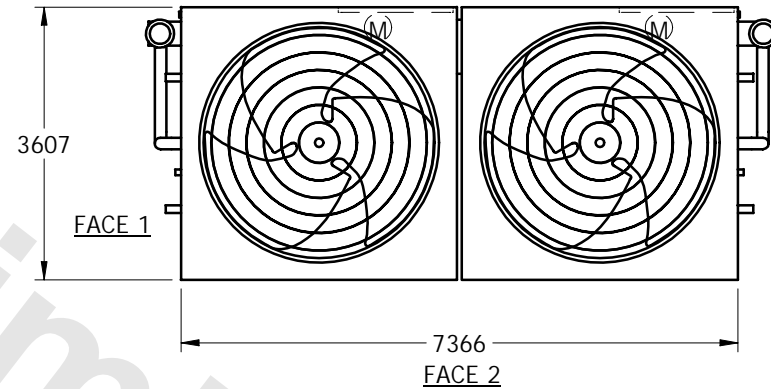
EVAPCO, INC.



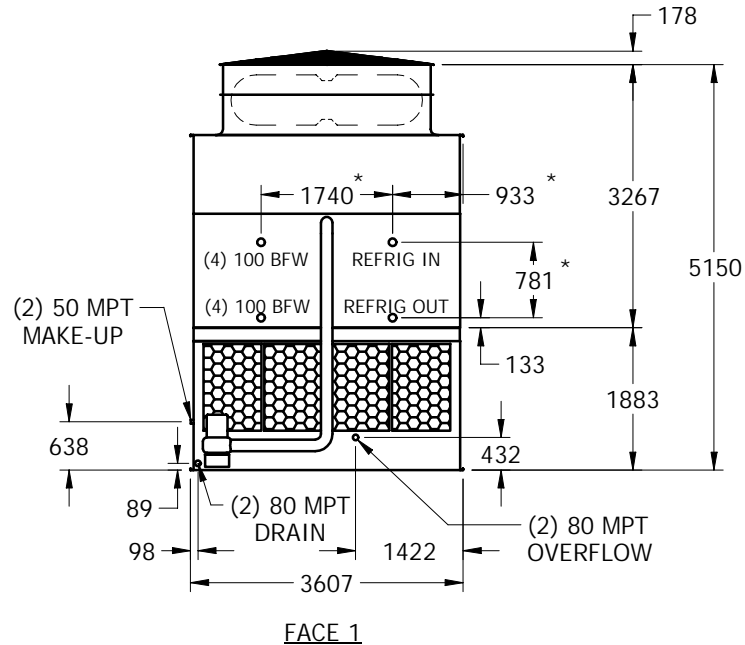
| | | | | | | | | | | |
|------|-----------------------|---------|--------------|-------|-----|--------|------------------|------|------|----------|
| UNIT | EVAPORATIVE CONDENSER | MODEL # | eco-PMC-1022 | SCALE | NTS | DWG. # | C2122408-MRB-SLF | REV. | DATE | SERIAL # |
|------|-----------------------|---------|--------------|-------|-----|--------|------------------|------|------|----------|

NOTES:

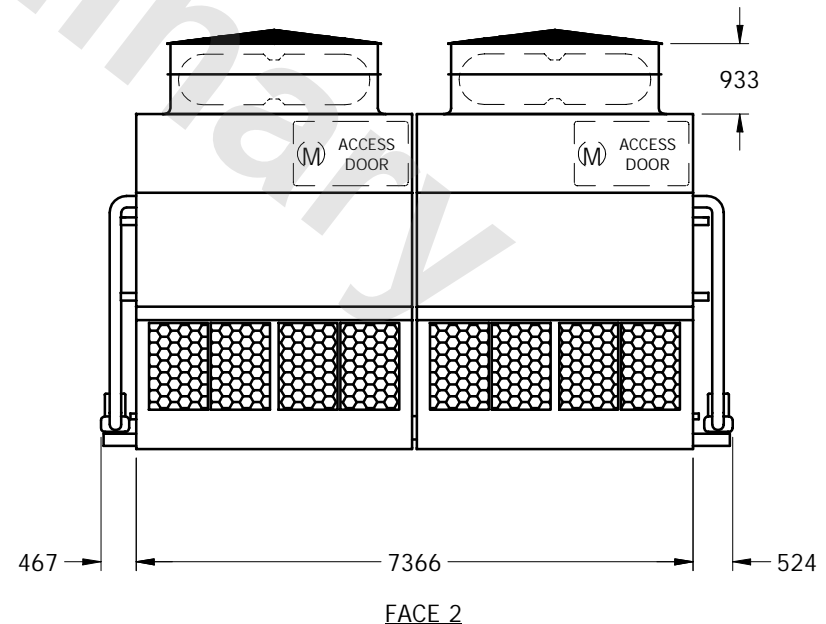
1. (M)- FAN MOTOR LOCATION
2. HEAVIEST SECTION IS UPPER SECTION
3. MPT DENOTES MALE PIPE THREAD
FPT DENOTES FEMALE PIPE THREAD
BFW DENOTES BEVELED FOR WELDING
4. + UNIT WEIGHT DOES NOT INCLUDE ACCESSORIES (SEE SEPARATE DRAWINGS FOR ACCESSORIES)
5. 19mm DIA. MOUNTING HOLES. REFER TO RECOMMENDED STEEL SUPPORT DRAWING
6. MAKE-UP WATER PRESSURE-137 kPa MIN, 344 kPa MAX
7. * - APPROXIMATE DIMENSIONS DO NOT USE FOR PRE-FABRICATION OF CONNECTING PIPING.
8. MAKE-UP IS LOCATED 121mm FROM EACH CONNECTION END.



PLAN VIEW



FACE 1



FACE 2

| | | | | | | | | | | |
|-----------------|-------|------|------------------|-------|----|-------------------------|------|----|--------------------------|---|
| SHIPPING WEIGHT | 16190 | kg + | OPERATING WEIGHT | 22570 | kg | HEAVIEST SECTION WEIGHT | 6940 | kg | NO. OF SHIPPING SECTIONS | 4 |
|-----------------|-------|------|------------------|-------|----|-------------------------|------|----|--------------------------|---|