

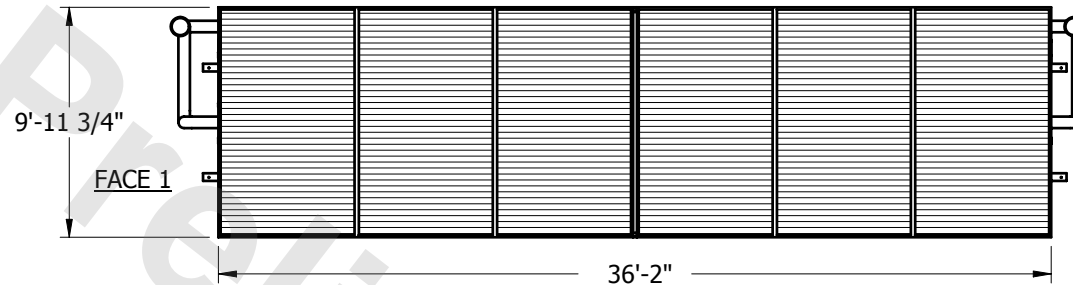
# EVAPCO, INC.



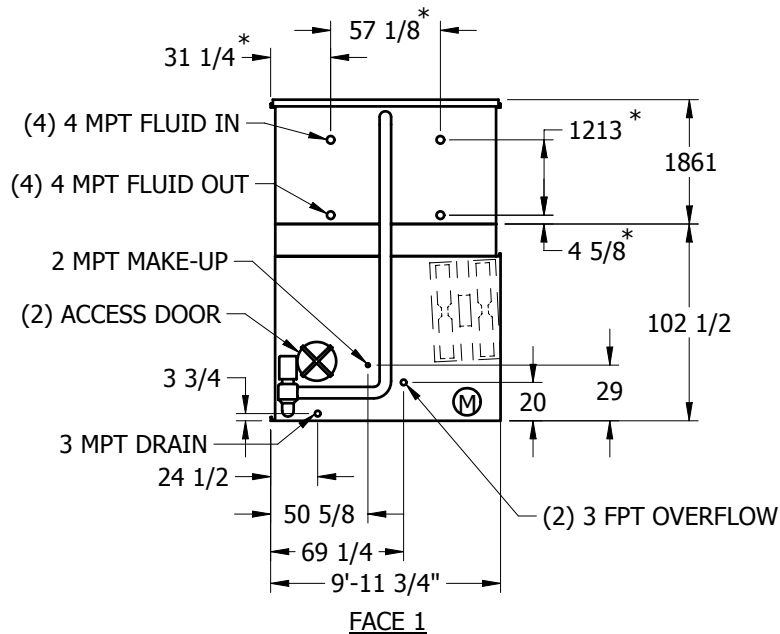
UNIT	CLOSED CIRCUIT COOLER	MODEL #	PMC-989E	SCALE	NTS	DWG. #	WP103612-MRB-ST	REV.		DATE	4/19/2024	SERIAL #	
------	-----------------------	---------	----------	-------	-----	--------	-----------------	------	--	------	-----------	----------	--

## NOTES:

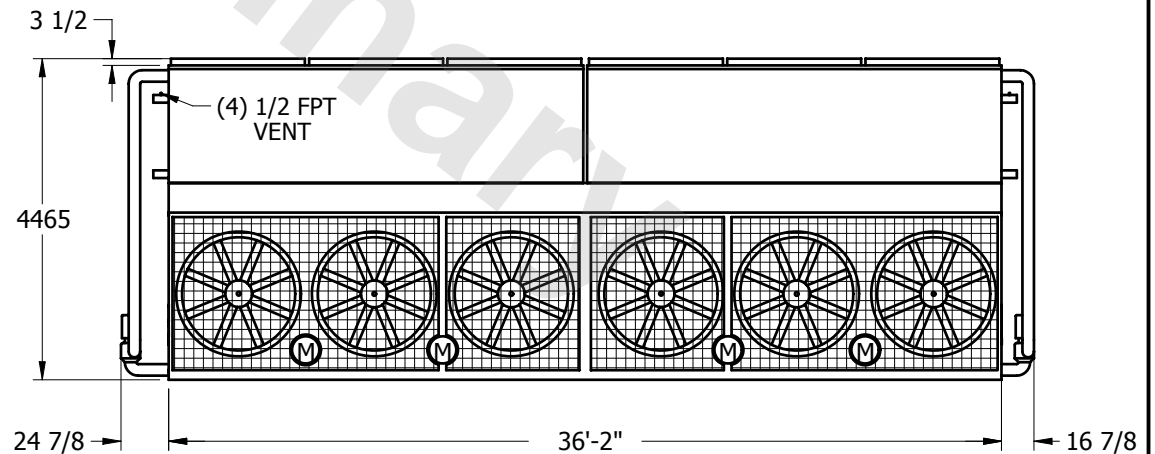
1. (M) - FAN MOTOR LOCATION
2. HEAVIEST SECTION IS UPPER SECTION
3. MPT DENOTES MALE PIPE THREAD  
FPT DENOTES FEMALE PIPE THREAD  
BFW DENOTES BEVELED FOR WELDING
4. † UNIT WEIGHT DOES NOT INCLUDE ACCESSORIES (SEE SEPARATE DRAWINGS FOR ACCESSORIES)
5. 3/4" DIA. MOUNTING HOLES. REFER TO RECOMMENDED STEEL SUPPORT DRAWING
6. MAKE-UP WATER PRESSURE-20 psi MIN, 50 psi MAX
7. \* - APPROXIMATE DIMENSIONS DO NOT USE FOR PRE-FABRICATION OF CONNECTING PIPING.



FACE 2  
**PLAN VIEW**



FACE 1



FACE 2

SHIPPING WEIGHT	26335	lbs.†	OPERATING WEIGHT	39685	lbs.	HEAVIEST SECTION WEIGHT	9920	lbs.	NO. OF SHIPPING SECTIONS	3
-----------------	-------	-------	------------------	-------	------	-------------------------	------	------	--------------------------	---