

# EVAPCO, INC.

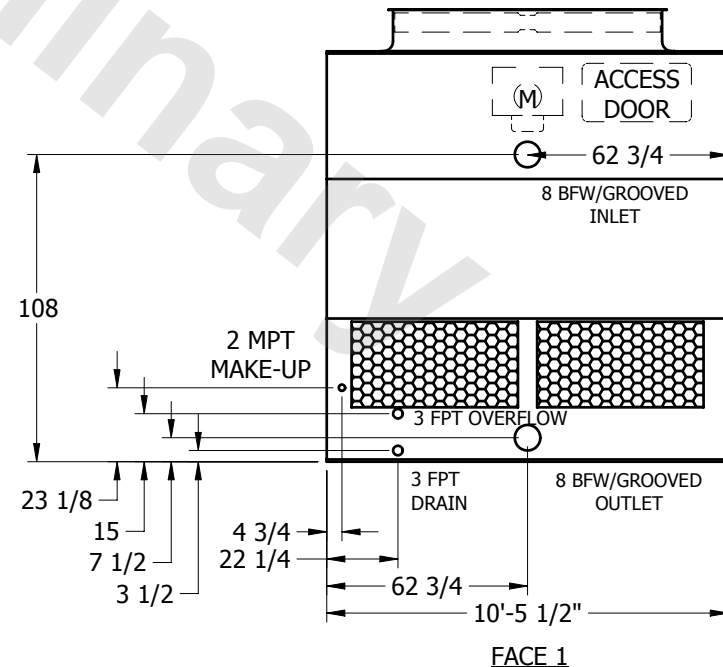
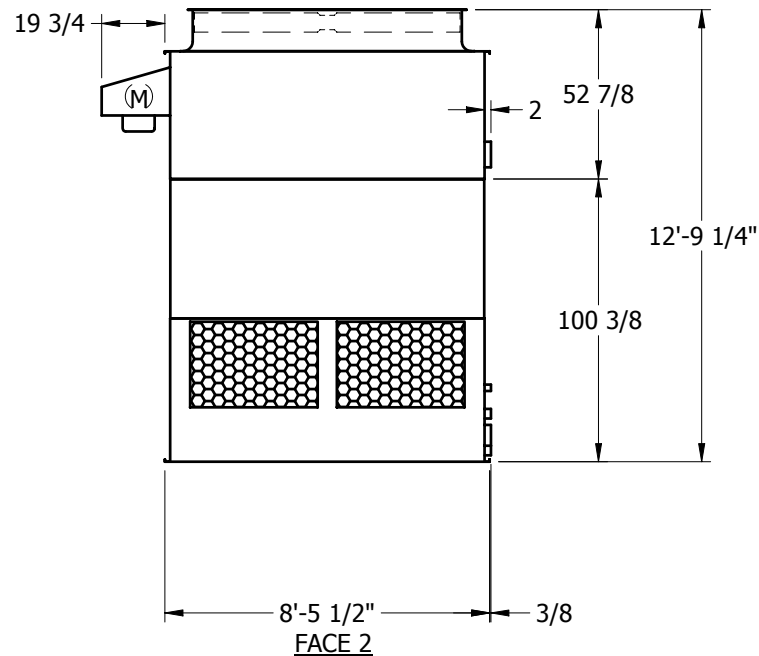
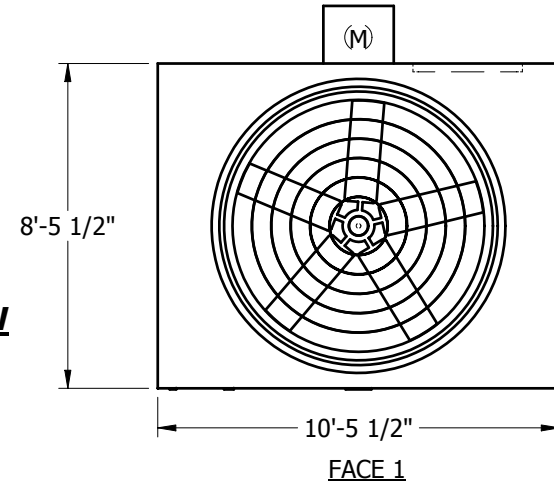


UNIT	COOLING TOWER	MODEL #	SCALE	DWG. #	REV.	DATE	SERIAL #
			NTS	T2091148-ERB-LF			

## NOTES:

1. (M)- FAN MOTOR LOCATION
2. HEAVIEST SECTION IS LOWER SECTION
3. MPT DENOTES MALE PIPE THREAD  
FPT DENOTES FEMALE PIPE THREAD  
BFW DENOTES BEVELED FOR WELDING
4. +UNIT WEIGHT DOES NOT INCLUDE ACCESSORIES (SEE SEPARATE DRAWINGS FOR ACCESSORIES)
5. 3/4" DIA. MOUNTING HOLES. REFER TO RECOMMENDED STEEL SUPPORT DRAWING
6. MAKE-UP WATER PRESSURE-20 psi MIN, 50 psi MAX

**FACE 2  
PLAN VIEW**



SHIPPING WEIGHT	5210	lbs. +	OPERATING WEIGHT	8510	lbs.	HEAVIEST SECTION WEIGHT	2900	lbs.	NO. OF SHIPPING SECTIONS	2
-----------------	------	--------	------------------	------	------	-------------------------	------	------	--------------------------	---