

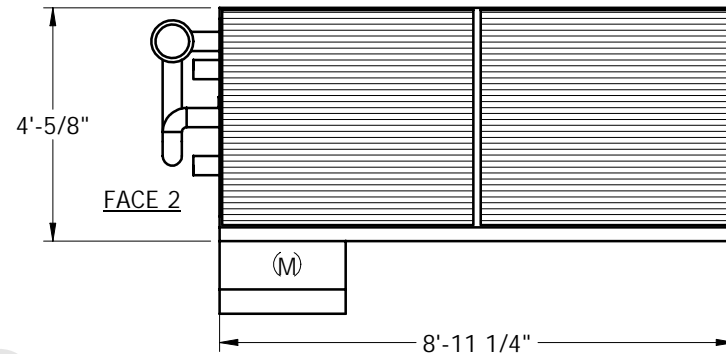
EVAPCO, INC.



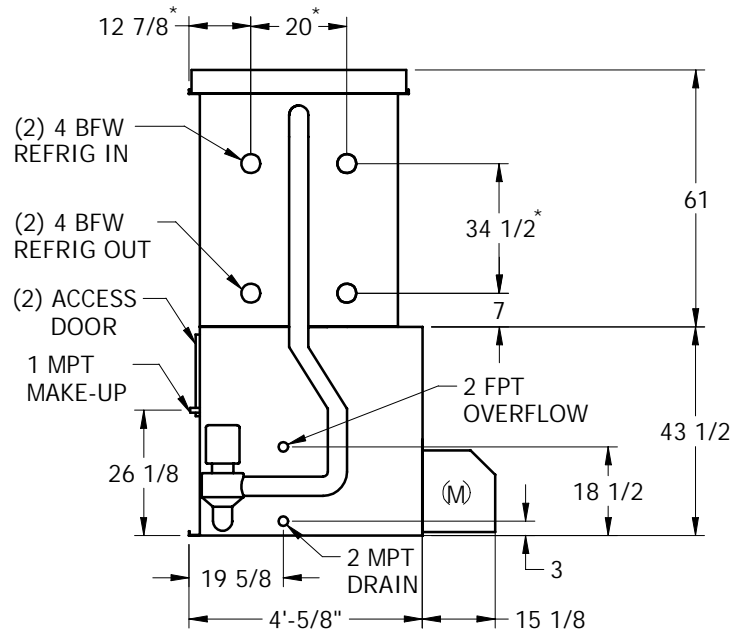
UNIT	EVAPORATIVE CONDENSER	MODEL #	eco-ATC-1020A	SCALE	NTS	DWG. #	CL040910-ERF-HF	REV.		DATE	5/20/2024	SERIAL #	
------	-----------------------	---------	---------------	-------	-----	--------	-----------------	------	--	------	-----------	----------	--

NOTES:

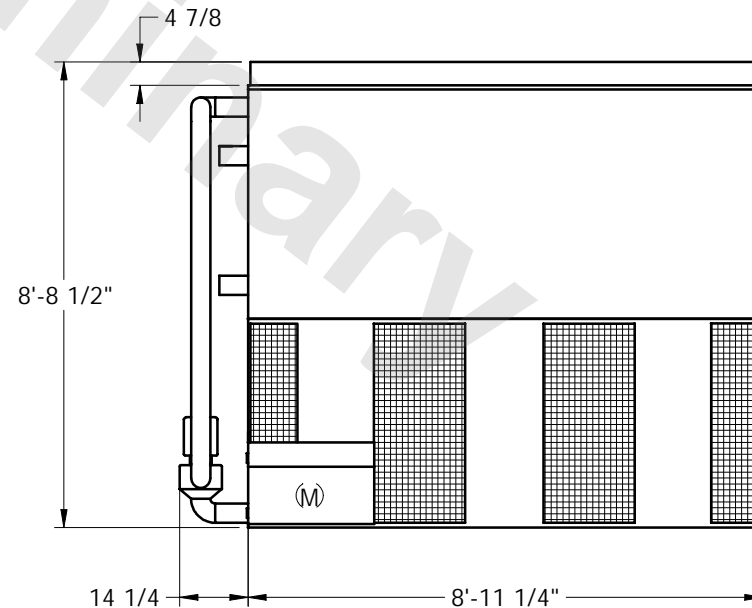
1. (M) - FAN MOTOR LOCATION
2. HEAVIEST SECTION IS COIL SECTION
3. MPT DENOTES MALE PIPE THREAD
FPT DENOTES FEMALE PIPE THREAD
BFW DENOTES BEVELED FOR WELDING
4. + UNIT WEIGHT DOES NOT INCLUDE ACCESSORIES (SEE SEPARATE DRAWINGS FOR ACCESSORIES)
5. 3/4" DIA. MOUNTING HOLES. REFER TO RECOMMENDED STEEL SUPPORT DRAWING
6. MAKE-UP WATER PRESSURE-20 psi MIN, 50 psi MAX
7. * - APPROXIMATE DIMENSIONS DO NOT USE FOR PRE-FABRICATION OF CONNECTING PIPING.
8. MAKE-UP IS LOCATED 7 5/8" FROM CONNECTION END OF UNIT



FACE 1
PLAN VIEW



FACE 2



FACE 1

SHIPPING WEIGHT	4830	lbs. +	OPERATING WEIGHT	6090	lbs.	HEAVIEST SECTION WEIGHT	3370	lbs.	NO. OF SHIPPING SECTIONS	2
-----------------	------	--------	------------------	------	------	-------------------------	------	------	--------------------------	---