

EVAPCO, INC.

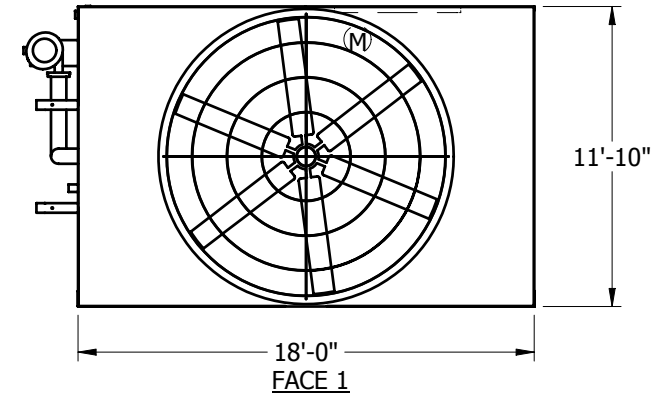


UNIT	CLOSED CIRCUIT COOLER	MODEL #	LSWE 10-3K18	SCALE	NTS	DWG. #	WZ12184806-ERA-ST	REV.		DATE	5/5/2024	SERIAL #	
------	------------------------------	---------	--------------	-------	-----	--------	-------------------	------	--	------	----------	----------	--

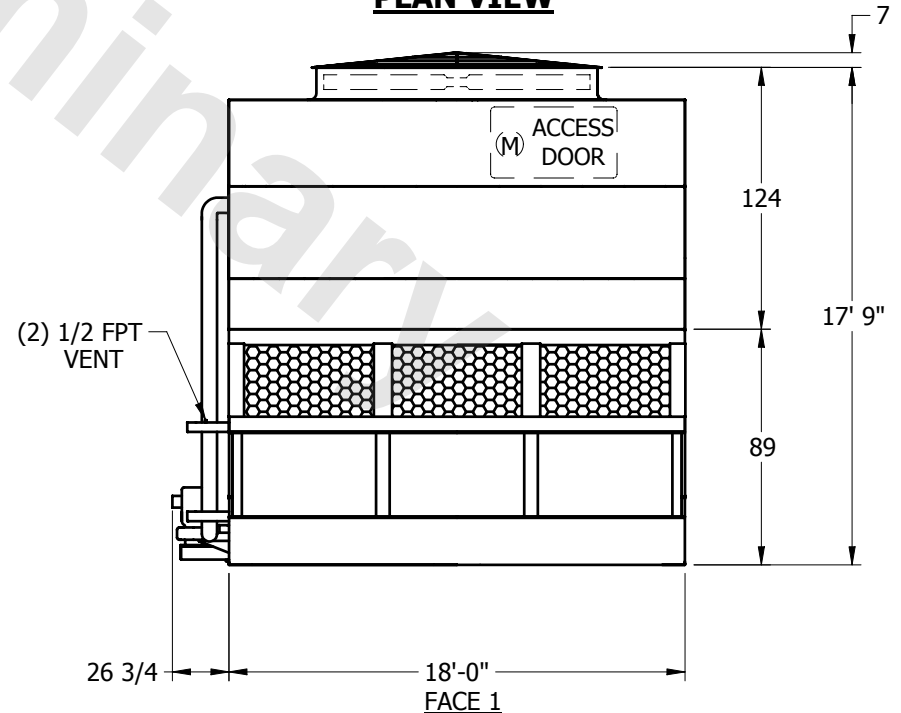
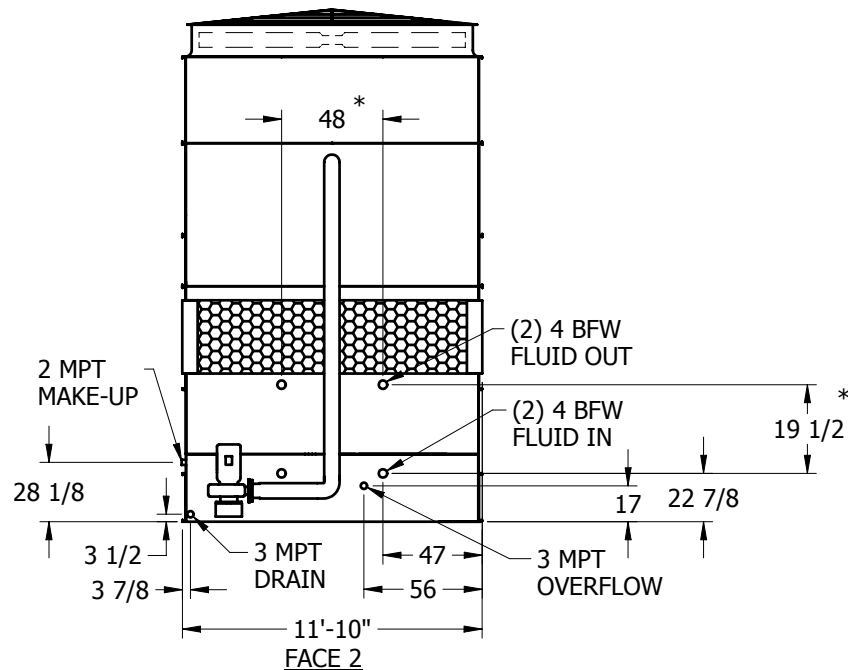
NOTES:

1. (M) - FAN MOTOR LOCATION
2. HEAVIEST SECTION IS LOWER SECTION
3. MPT DENOTES MALE PIPE THREAD
FPT DENOTES FEMALE PIPE THREAD
BFW DENOTES BEVELED FOR WELDING
4. † UNIT WEIGHT DOES NOT INCLUDE ACCESSORIES (SEE SEPARATE DRAWINGS FOR ACCESSORIES)
5. 3/4" DIA. MOUNTING HOLES. REFER TO RECOMMENDED STEEL SUPPORT DRAWING
6. MAKE-UP WATER PRESSURE-20 psi MIN, 50 psi MAX
7. *- APPROXIMATE DIMENSIONS DO NOT USE FOR PRE-FABRICATION OF CONNECTING PIPING.
8. MAKE-UP IS LOCATED 4 3/4" FROM CONNECTION END

FACE 2



FACE 1
PLAN VIEW



SHIPPING WEIGHT	21835	lbs.†	OPERATING WEIGHT	33715	lbs.	HEAVIEST SECTION WEIGHT	13150	lbs.	NO. OF SHIPPING SECTIONS	2
-----------------	-------	-------	------------------	-------	------	-------------------------	-------	------	--------------------------	---