

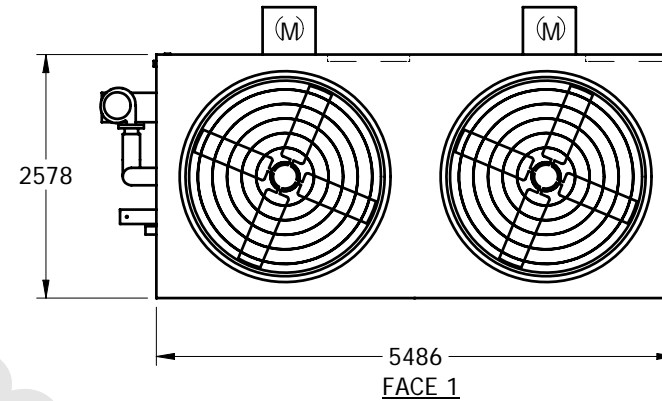
EVAPCO, INC.



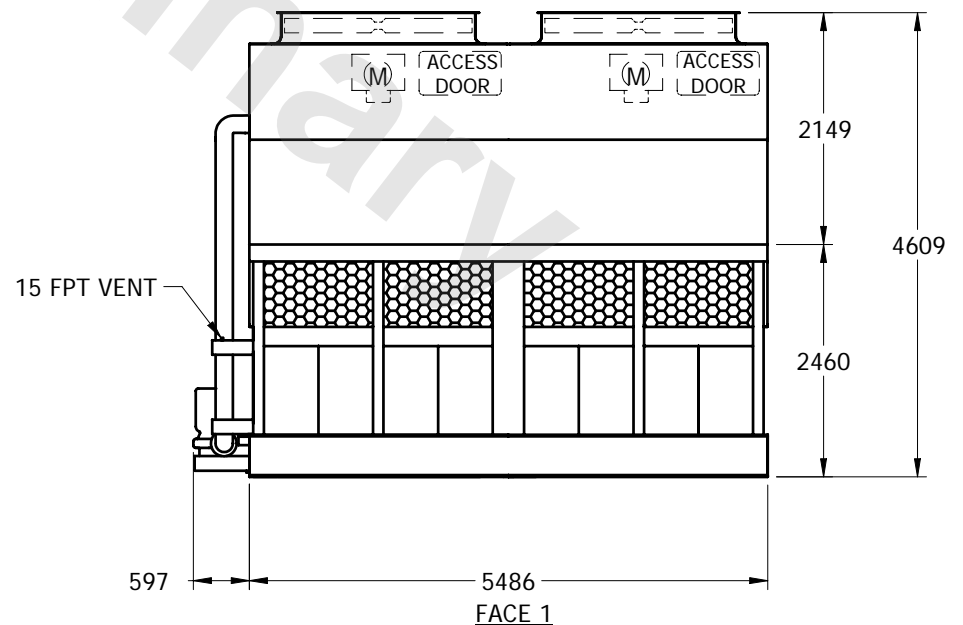
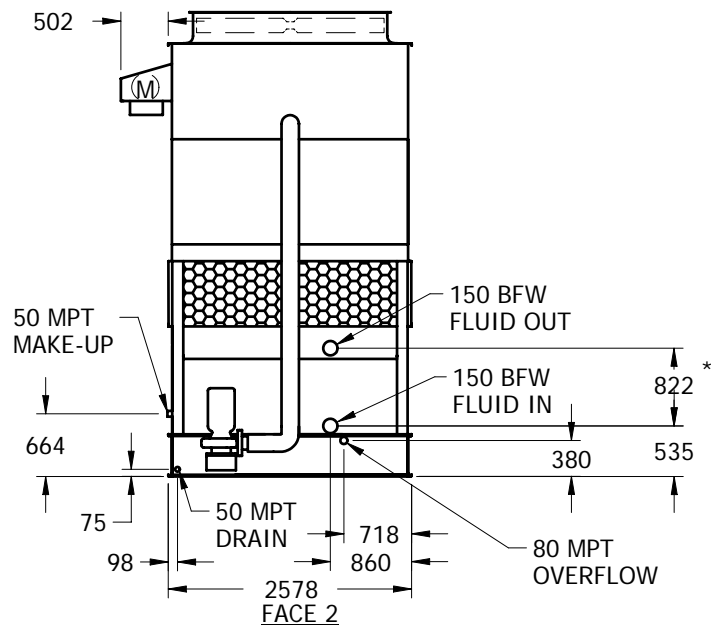
UNIT	CLOSED CIRCUIT COOLER	MODEL #		SCALE	NTS	DWG. #	WX09182410-MRB-HF	REV.		DATE		SERIAL #	
------	-----------------------	---------	--	-------	-----	--------	-------------------	------	--	------	--	----------	--

NOTES:

1. (M)- FAN MOTOR LOCATION
2. HEAVIEST SECTION IS LOWER SECTION
3. MPT DENOTES MALE PIPE THREAD
FPT DENOTES FEMALE PIPE THREAD
BFW DENOTES BEVELED FOR WELDING
4. + UNIT WEIGHT DOES NOT INCLUDE ACCESSORIES (SEE SEPARATE DRAWINGS FOR ACCESSORIES)
5. 19mm DIA. MOUNTING HOLES. REFER TO RECOMMENDED STEEL SUPPORT DRAWING
6. MAKE-UP WATER PRESSURE-137 kPa MIN, 344 kPa MAX
7. *- APPROXIMATE DIMENSIONS DO NOT USE FOR PRE-FABRICATION OF CONNECTING PIPING
8. MAKE-UP IS LOCATED 121mm FROM CONNECTION END



PLAN VIEW



SHIPPING WEIGHT	7565	kg +	OPERATING WEIGHT	11290	kg	HEAVIEST SECTION WEIGHT	5195	kg	NO. OF SHIPPING SECTIONS	2
-----------------	------	------	------------------	-------	----	-------------------------	------	----	--------------------------	---