

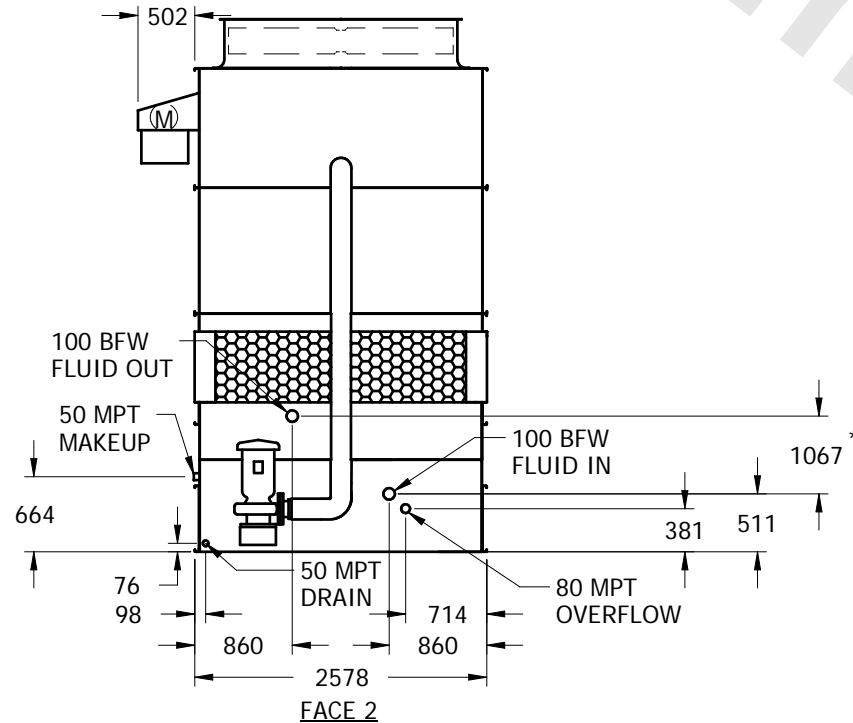
EVAPCO, INC.



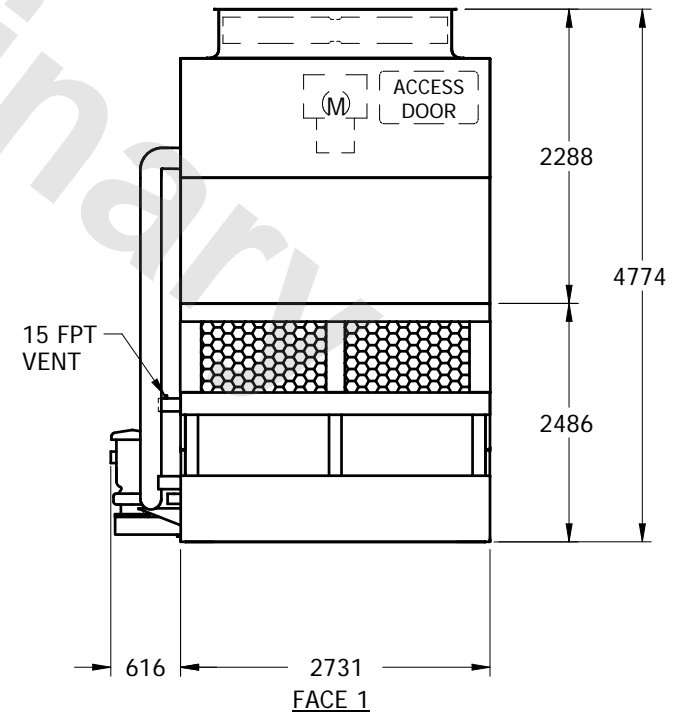
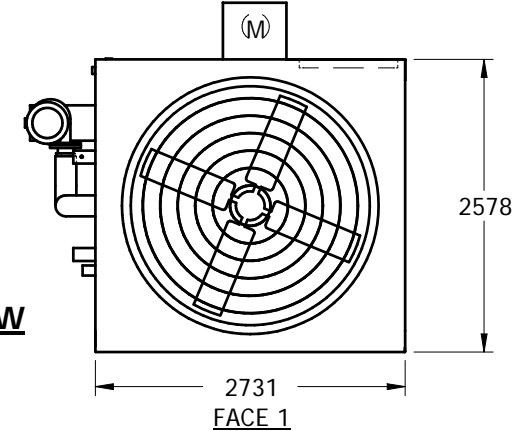
UNIT	CLOSED CIRCUIT COOLER	MODEL #	ATWB 10-3I18-Z	SCALE	NTS	DWG. #	WZ09092412-MRB-LFSF	REV.		DATE	5/11/2024	SERIAL #	
------	-----------------------	---------	----------------	-------	-----	--------	---------------------	------	--	------	-----------	----------	--

NOTES:

1. (M) - FAN MOTOR LOCATION
2. HEAVIEST SECTION IS LOWER SECTION
3. MPT DENOTES MALE PIPE THREAD
FPT DENOTES FEMALE PIPE THREAD
BFW DENOTES BEVELED FOR WELDING
4. + UNIT WEIGHT DOES NOT INCLUDE ACCESSORIES (SEE SEPARATE DRAWINGS FOR ACCESSORIES)
5. 19mm DIA. MOUNTING HOLES. REFER TO RECOMMENDED STEEL SUPPORT DRAWING
6. MAKE-UP WATER PRESSURE-137 kPa MIN, 344 kPa MAX
7. * - APPROXIMATE DIMENSIONS DO NOT USE FOR PRE-FABRICATION OF CONNECTING PIPING
8. MAKE-UP IS LOCATED 121mm FROM CONNECTION END
9. SERIES FLOW CROSSOVER PIPING PROVIDED INTERNALLY



**FACE 2
PLAN VIEW**



SHIPPING WEIGHT	4485	kg	+	OPERATING WEIGHT	6430	kg	HEAVIEST SECTION WEIGHT	3250	kg	NO. OF SHIPPING SECTIONS	2
-----------------	------	----	---	------------------	------	----	-------------------------	------	----	--------------------------	---