

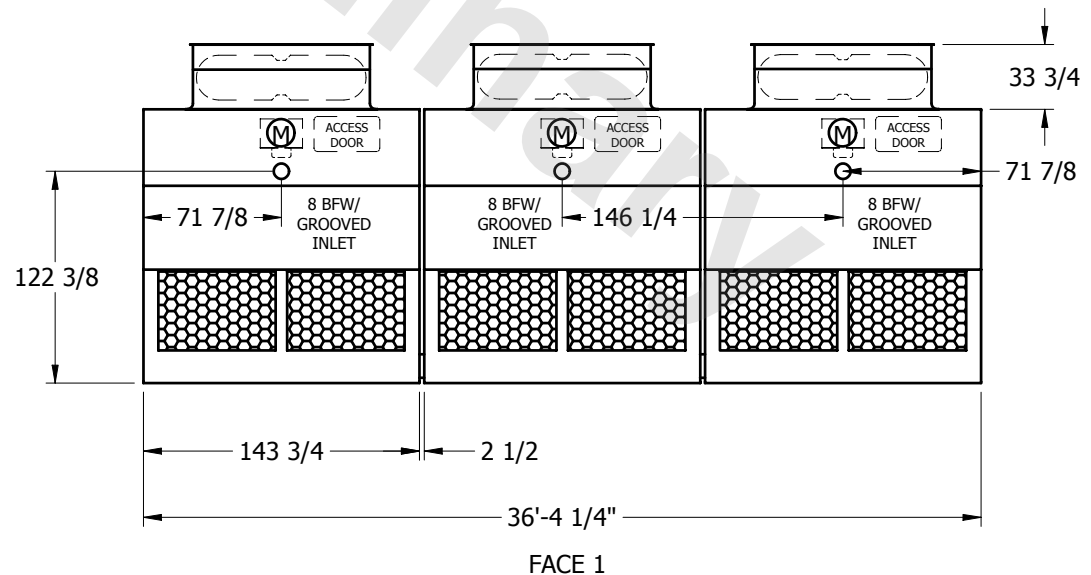
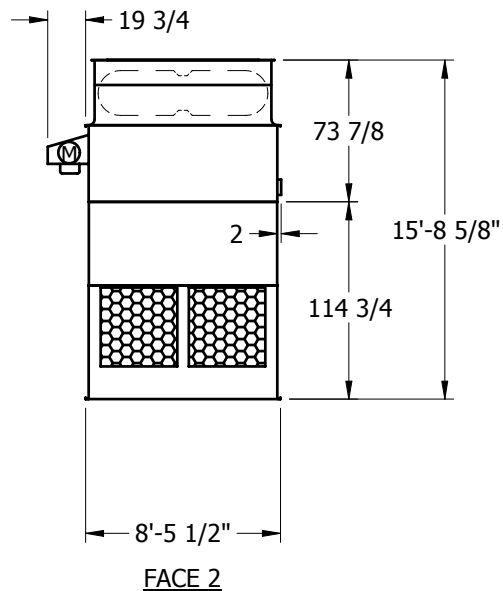
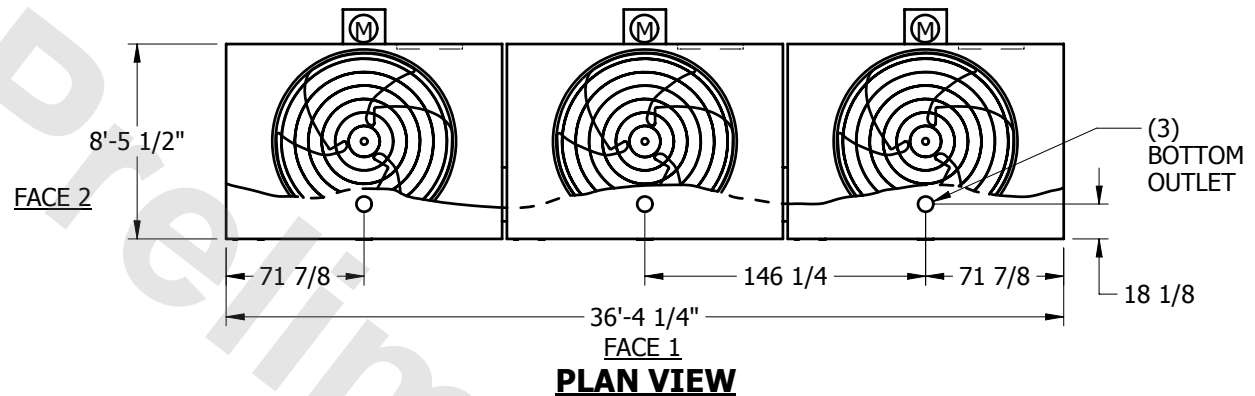
EVAPCO, INC.



UNIT	MODEL #	SCALE	DWG. #	REV.	DATE	SERIAL #
COOLING TOWER	AT 214-3112	NTS	T2093648-ERA-SRL		5/1/2024	

NOTES:

1. (M) - FAN MOTOR LOCATION
2. HEAVIEST SECTION IS LOWER SECTION
3. MPT DENOTES MALE PIPE THREAD
FPT DENOTES FEMALE PIPE THREAD
BFW DENOTES BEVELED FOR WELDING
4. + UNIT WEIGHT DOES NOT INCLUDE ACCESSORIES (SEE SEPARATE DRAWINGS FOR ACCESSORIES)
5. 3/4" DIA. MOUNTING HOLES. REFER TO RECOMMENDED STEEL SUPPORT DRAWING



SHIPPING WEIGHT	17910	lbs. +	OPERATING WEIGHT	24990	lbs.	HEAVIEST SECTION WEIGHT	3240	lbs.	NO. OF SHIPPING SECTIONS	6
-----------------	-------	--------	------------------	-------	------	-------------------------	------	------	--------------------------	---