

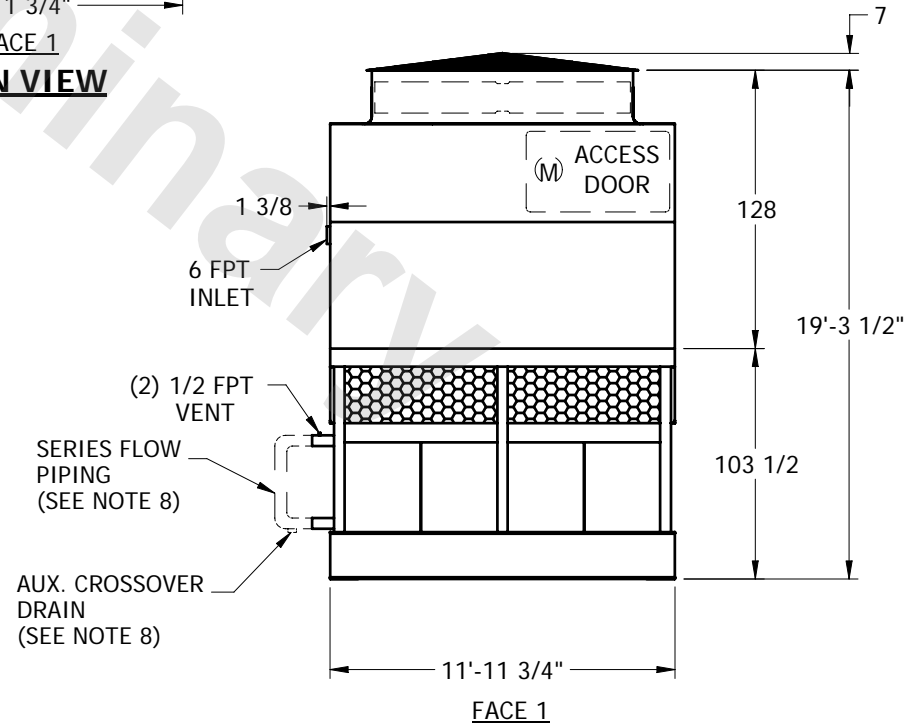
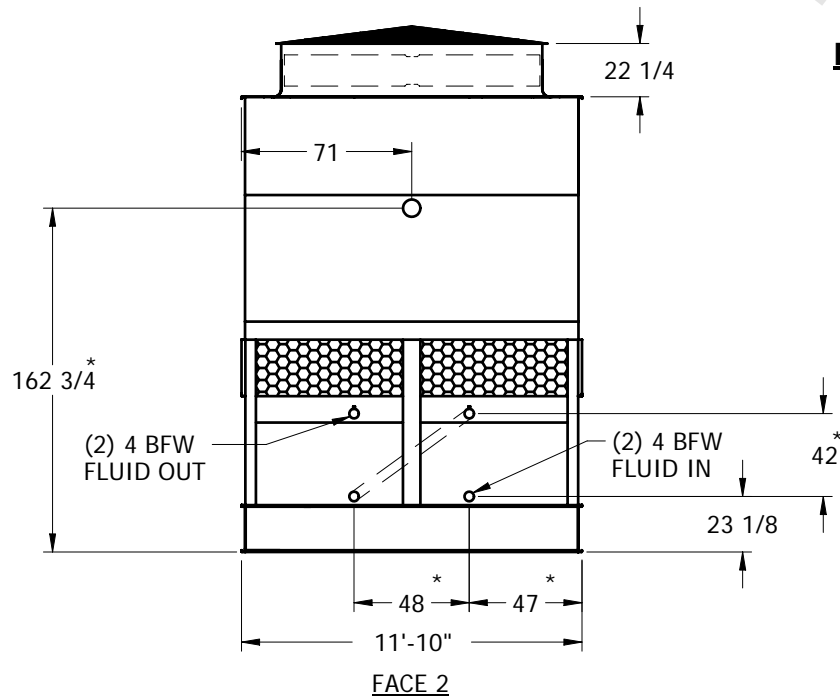
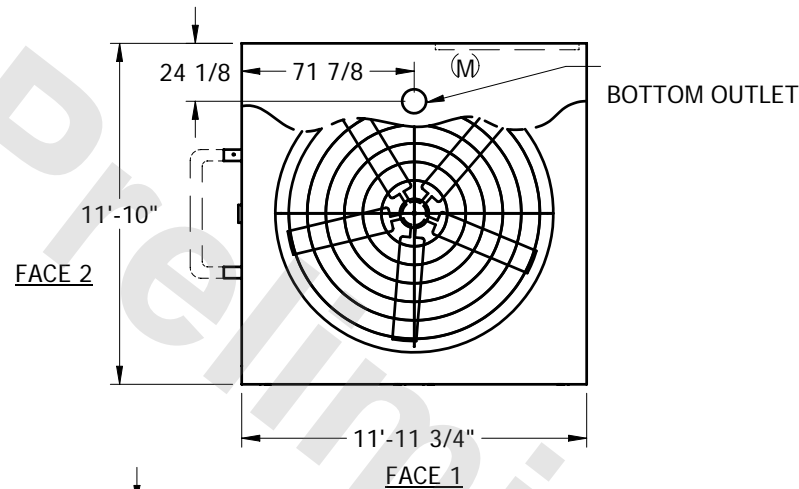
# EVAPCO, INC.



UNIT	CLOSED CIRCUIT COOLER	MODEL #	AT 212-4J9	SCALE	NTS	DWG. #	WX12124812-ERB-LFSR	REV.		DATE	5/18/2024	SERIAL #	
------	-----------------------	---------	------------	-------	-----	--------	---------------------	------	--	------	-----------	----------	--

## NOTES:

1. (M)- FAN MOTOR LOCATION
2. HEAVIEST SECTION IS LOWER SECTION
3. MPT DENOTES MALE PIPE THREAD  
FPT DENOTES FEMALE PIPE THREAD  
BFW DENOTES BEVELED FOR WELDING
4. + UNIT WEIGHT DOES NOT INCLUDE ACCESSORIES (SEE SEPARATE DRAWINGS FOR ACCESSORIES)
5. 3/4" DIA. MOUNTING HOLES. REFER TO RECOMMENDED STEEL SUPPORT DRAWING
6. THE SPRAY PUMP SHOULD BE SIZED FOR 850 GPM AND 3.5 PSIG AT THE INLET CONNECTION
7. \*- APPROXIMATE DIMENSIONS DO NOT USE FOR PRE-FABRICATION OF CONNECTING PIPING
8. SERIES FLOW PIPING AND AUX. CROSSOVER DRAIN BY OTHERS



SHIPPING WEIGHT	18605	lbs. +	OPERATING WEIGHT	23425	lbs.	HEAVIEST SECTION WEIGHT	12225	lbs.	NO. OF SHIPPING SECTIONS	2
-----------------	-------	--------	------------------	-------	------	-------------------------	-------	------	--------------------------	---