

# EVAPCO, INC.

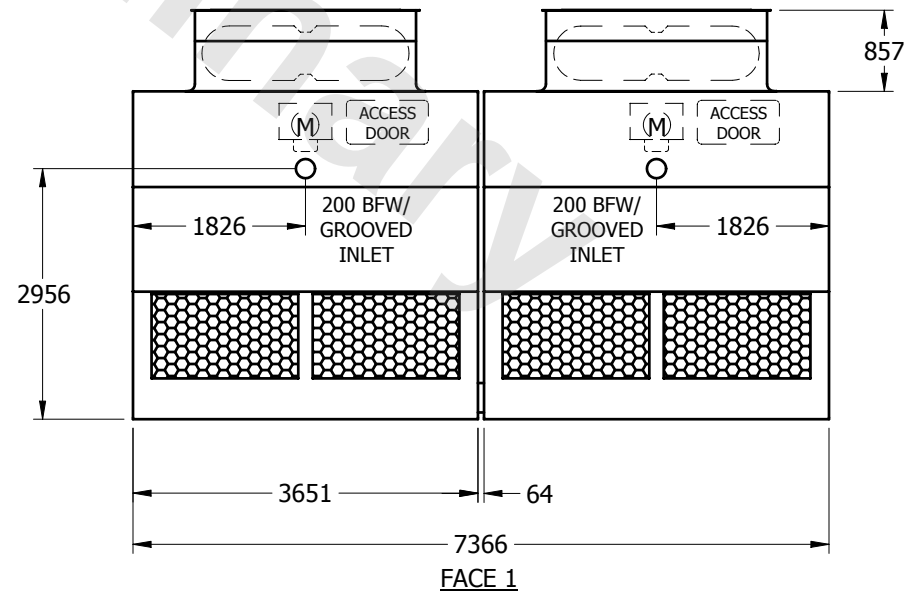
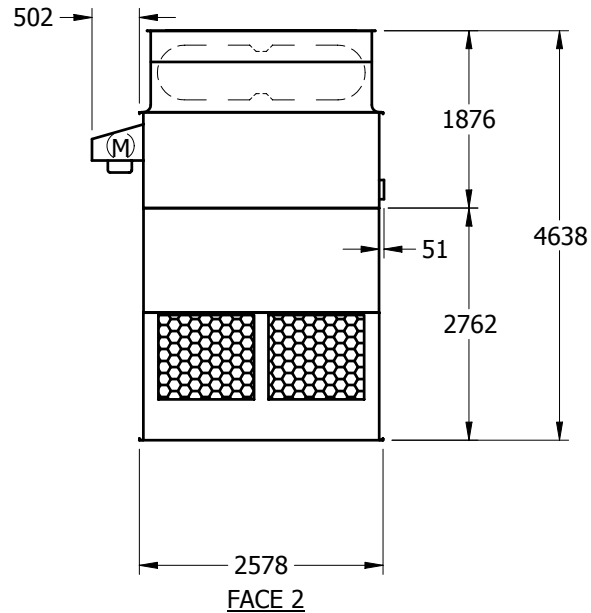
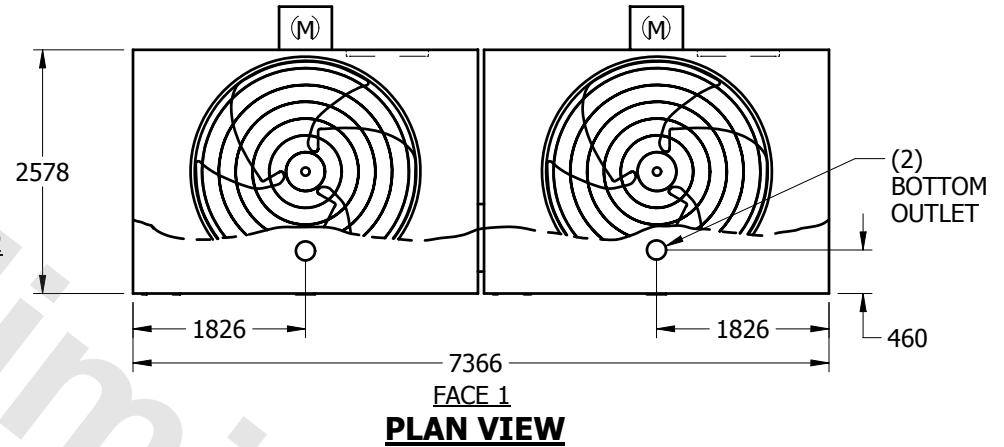


UNIT	MODEL #	SCALE	DWG. #	REV.	DATE	SERIAL #
COOLING TOWER	AT 214-3G9	NTS	T2092448-MRA-SRL		5/16/2024	

## NOTES:

1. (M)- FAN MOTOR LOCATION
2. HEAVIEST SECTION IS LOWER SECTION
3. MPT DENOTES MALE PIPE THREAD  
FPT DENOTES FEMALE PIPE THREAD  
BFW DENOTES BEVELED FOR WELDING
4. + UNIT WEIGHT DOES NOT INCLUDE ACCESSORIES (SEE SEPARATE DRAWINGS FOR ACCESSORIES)
5. 19mm DIA. MOUNTING HOLES. REFER TO RECOMMENDED STEEL SUPPORT DRAWING

FACE 2



SHIPPING WEIGHT	5395	kg +	OPERATING WEIGHT	7535	kg	HEAVIEST SECTION WEIGHT	1455	kg	NO. OF SHIPPING SECTIONS	4
-----------------	------	------	------------------	------	----	-------------------------	------	----	--------------------------	---