

EVAPCO, INC.

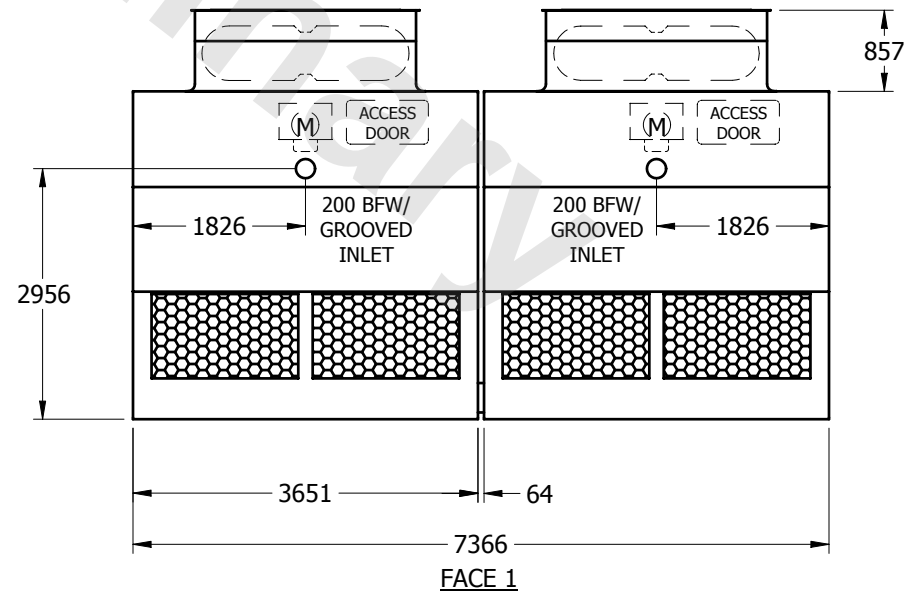
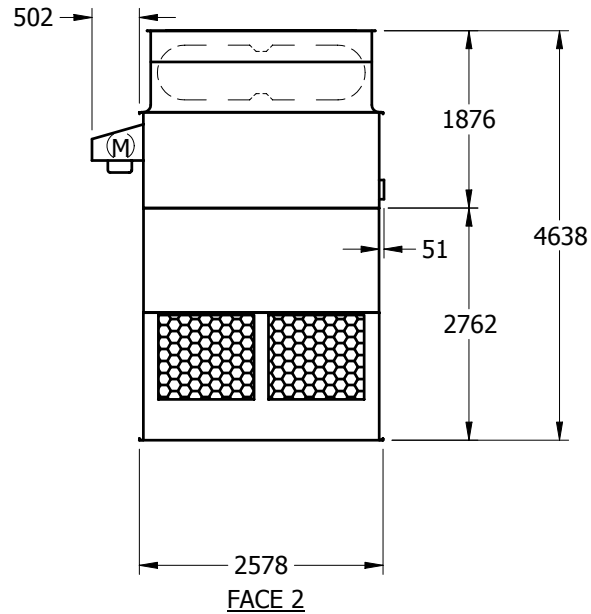
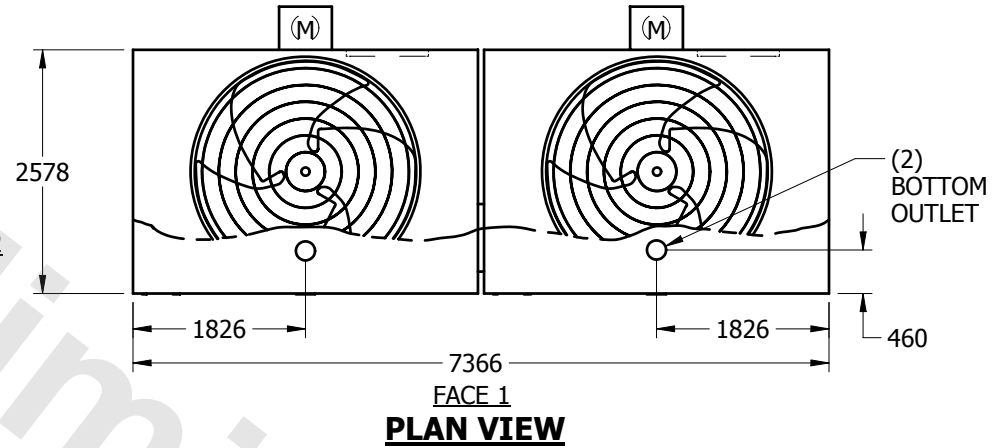


UNIT	COOLING TOWER	MODEL #	AT 214-3H9	SCALE	NTS	DWG. #	T2092448-MRA-SRL	REV.		DATE	5/2/2024	SERIAL #	
------	---------------	---------	------------	-------	-----	--------	------------------	------	--	------	----------	----------	--

NOTES:

1. (M)- FAN MOTOR LOCATION
2. HEAVIEST SECTION IS LOWER SECTION
3. MPT DENOTES MALE PIPE THREAD
FPT DENOTES FEMALE PIPE THREAD
BFW DENOTES BEVELED FOR WELDING
4. + UNIT WEIGHT DOES NOT INCLUDE ACCESSORIES (SEE SEPARATE DRAWINGS FOR ACCESSORIES)
5. 19mm DIA. MOUNTING HOLES. REFER TO RECOMMENDED STEEL SUPPORT DRAWING

FACE 2



SHIPPING WEIGHT	5395	kg +	OPERATING WEIGHT	7535	kg	HEAVIEST SECTION WEIGHT	1455	kg	NO. OF SHIPPING SECTIONS	4
-----------------	------	------	------------------	------	----	-------------------------	------	----	--------------------------	---