

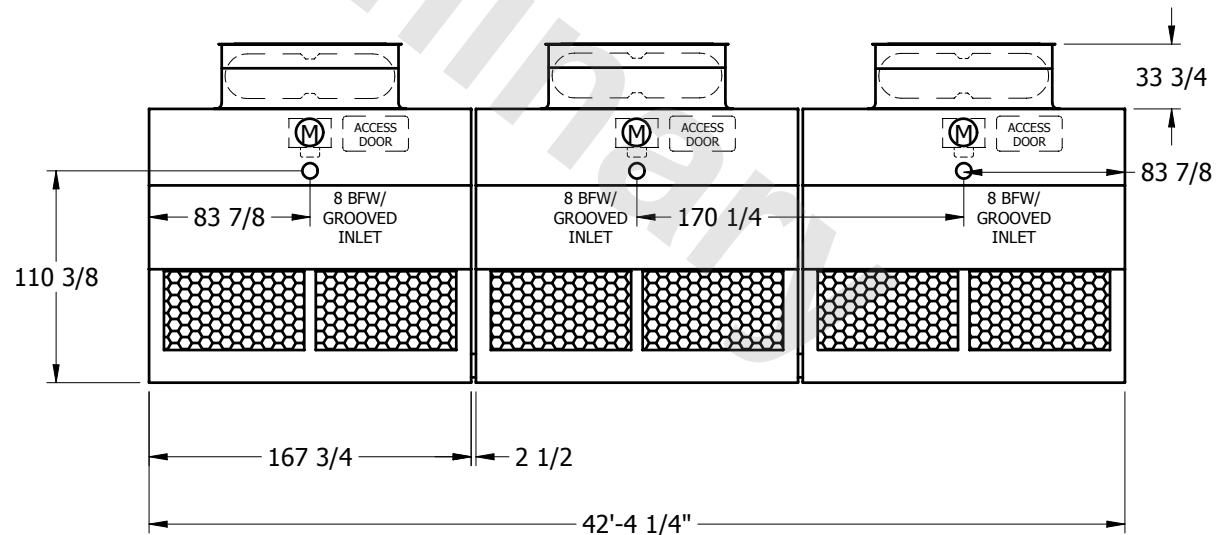
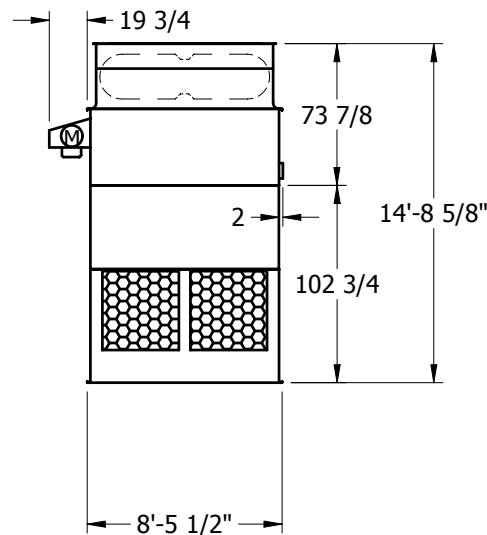
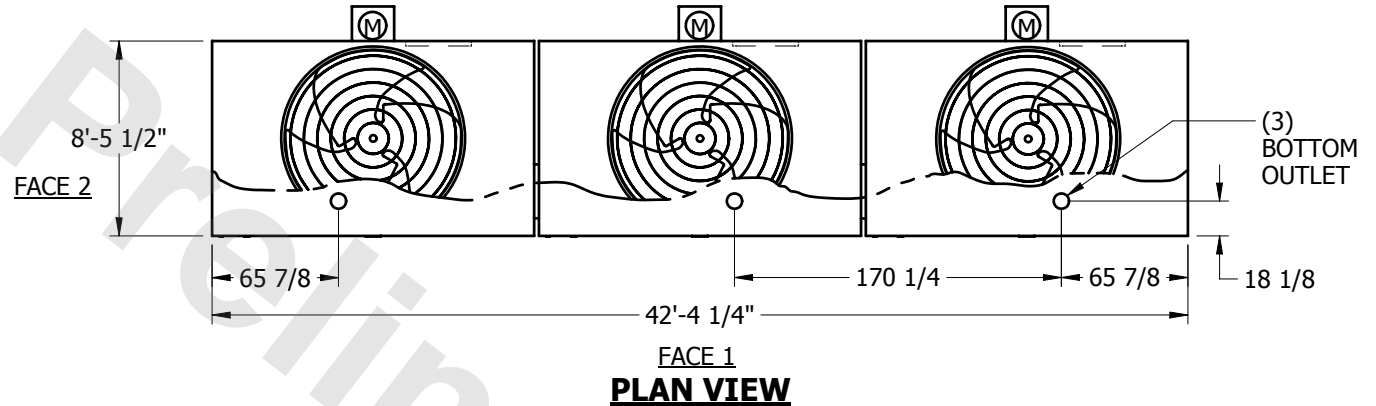
# EVAPCO, INC.



UNIT	COOLING TOWER	MODEL #	AT 214-3J9	SCALE	NTS	DWG. #	T2094236-ERA-SRL	REV.	DATE	SERIAL #
------	---------------	---------	------------	-------	-----	--------	------------------	------	------	----------

## NOTES:

1. (M) - FAN MOTOR LOCATION
2. HEAVIEST SECTION IS LOWER SECTION
3. MPT DENOTES MALE PIPE THREAD  
FPT DENOTES FEMALE PIPE THREAD  
BFW DENOTES BEVELED FOR WELDING
4. + UNIT WEIGHT DOES NOT INCLUDE ACCESSORIES (SEE SEPARATE DRAWINGS FOR ACCESSORIES)
5. 3/4" DIA. MOUNTING HOLES. REFER TO RECOMMENDED STEEL SUPPORT DRAWING



SHIPPING WEIGHT	18210	lbs. +	OPERATING WEIGHT	26490	lbs.	HEAVIEST SECTION WEIGHT	3210	lbs.	NO. OF SHIPPING SECTIONS	6
-----------------	-------	--------	------------------	-------	------	-------------------------	------	------	--------------------------	---