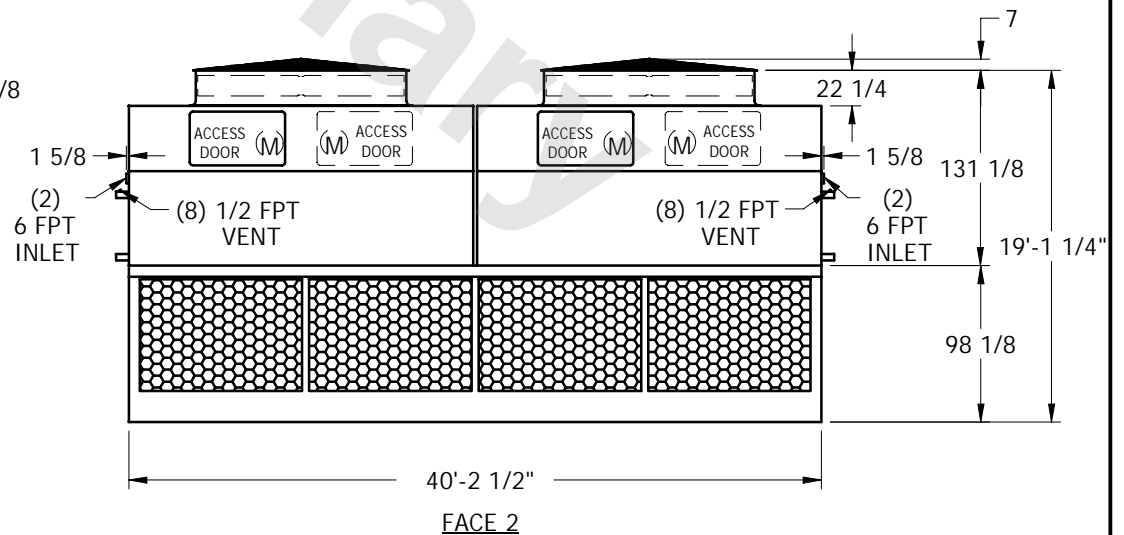
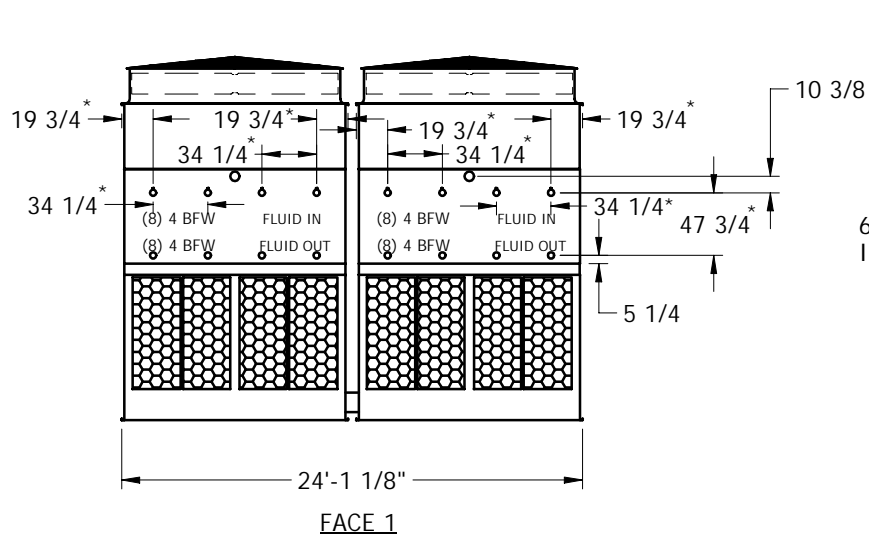
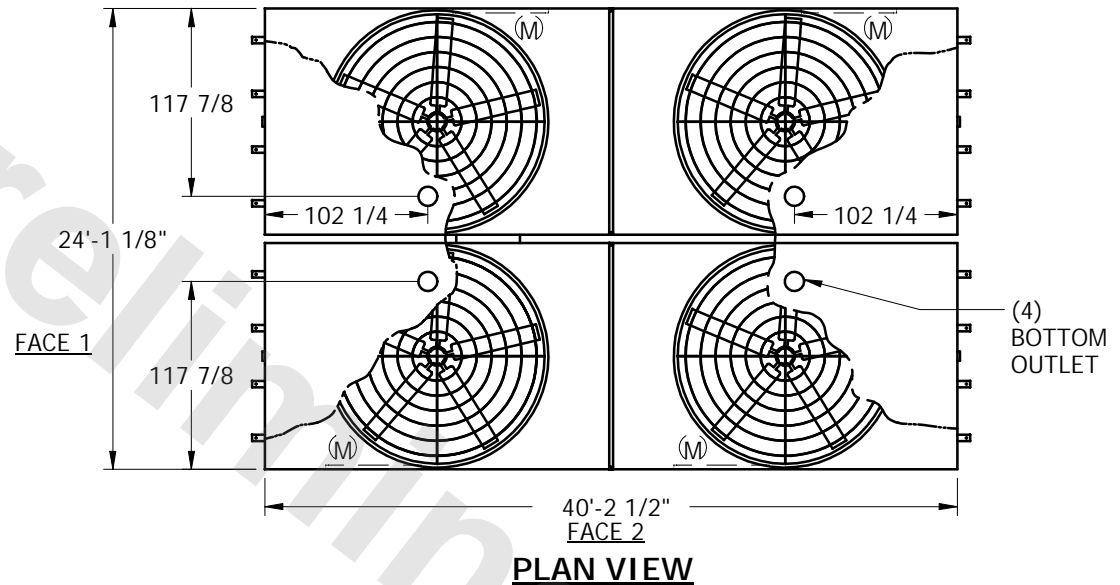


EVAPCO, INC.



UNIT	CLOSED CIRCUIT COOLER	MODEL #	AT 456-5M26	SCALE	NTS	DWG. #	W2244012-ERC-LFHR	REV.		DATE	5/20/2024	SERIAL #	
------	-----------------------	---------	-------------	-------	-----	--------	-------------------	------	--	------	-----------	----------	--

- NOTES:
1. (M)- FAN MOTOR LOCATION
 2. HEAVIEST SECTION IS UPPER SECTION
 3. MPT DENOTES MALE PIPE THREAD
FPT DENOTES FEMALE PIPE THREAD
BFW DENOTES BEVELED FOR WELDING
 4. + UNIT WEIGHT DOES NOT INCLUDE ACCESSORIES (SEE SEPARATE DRAWINGS FOR ACCESSORIES)
 5. 3/4" DIA. MOUNTING HOLES. REFER TO RECOMMENDED STEEL SUPPORT DRAWING
 6. THE SPRAY PUMP SHOULD BE SIZED FOR 5600 GPM AND 2.5 PSIG AT THE INLET CONNECTION
 7. *- APPROXIMATE DIMENSIONS DO NOT USE FOR PRE-FABRICATION OF CONNECTING PIPING



SHIPPING WEIGHT	146540	lbs. +	OPERATING WEIGHT	197020	lbs.	HEAVIEST SECTION WEIGHT	32260	lbs.	NO. OF SHIPPING SECTIONS	6
-----------------	--------	--------	------------------	--------	------	-------------------------	-------	------	--------------------------	---