

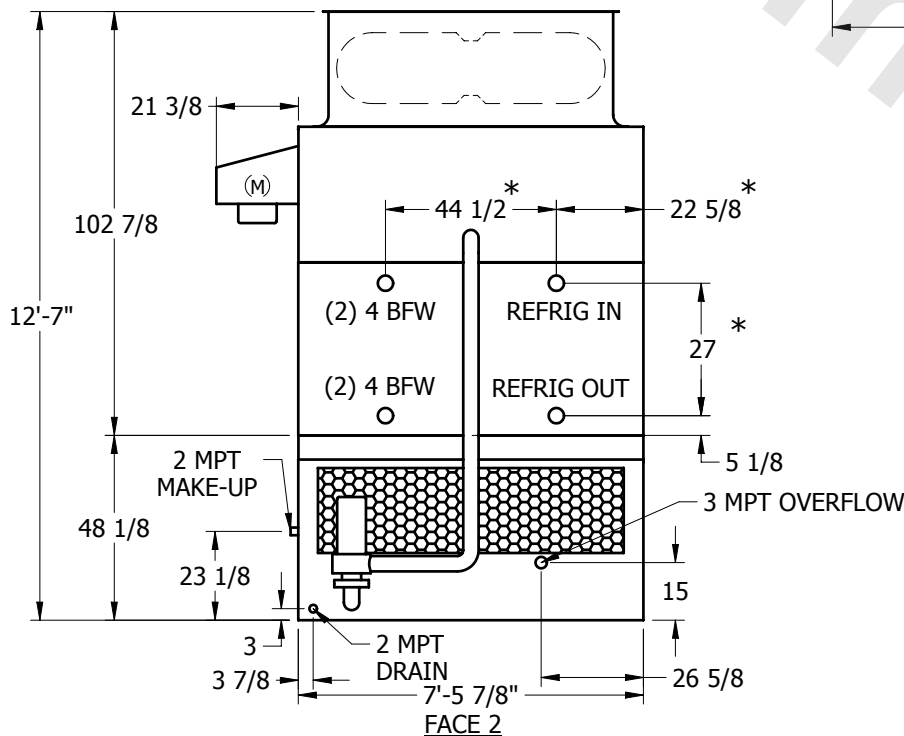
EVAPCO, INC.



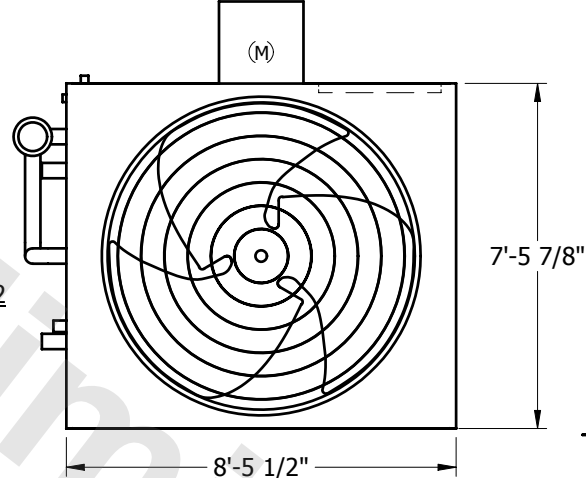
UNIT	EVAPORATIVE CONDENSER	MODEL #	AT 214-3H18	SCALE	NTS	DWG. #	C2090808-ERA-SLF	REV.		DATE	5/16/2024	SERIAL #	
------	-----------------------	---------	-------------	-------	-----	--------	------------------	------	--	------	-----------	----------	--

NOTES:

1. (M)- FAN MOTOR LOCATION
2. HEAVIEST SECTION IS UPPER SECTION
3. MPT DENOTES MALE PIPE THREAD
FPT DENOTES FEMALE PIPE THREAD
BFW DENOTES BEVELED FOR WELDING
4. + UNIT WEIGHT DOES NOT INCLUDE ACCESSORIES (SEE SEPARATE DRAWINGS FOR ACCESSORIES)
5. 3/4" DIA. MOUNTING HOLES. REFER TO RECOMMENDED STEEL SUPPORT DRAWING
6. MAKE-UP WATER PRESSURE-20 psi MIN, 50 psi MAX
7. *- APPROXIMATE DIMENSIONS DO NOT USE FOR PRE-FABRICATION OF CONNECTING PIPING
8. MAKE-UP IS LOCATED 4 3/4" FROM CONNECTION END

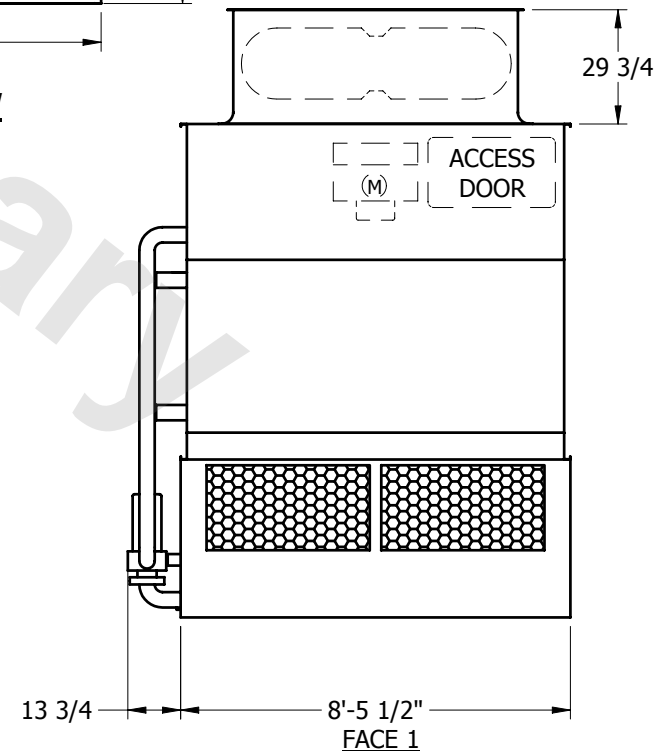


FACE 2



FACE 1

PLAN VIEW



SHIPPING WEIGHT	8420	lbs. +	OPERATING WEIGHT	11070	lbs.	HEAVIEST SECTION WEIGHT	7120	lbs.	NO. OF SHIPPING SECTIONS	2
-----------------	------	--------	------------------	-------	------	-------------------------	------	------	--------------------------	---