

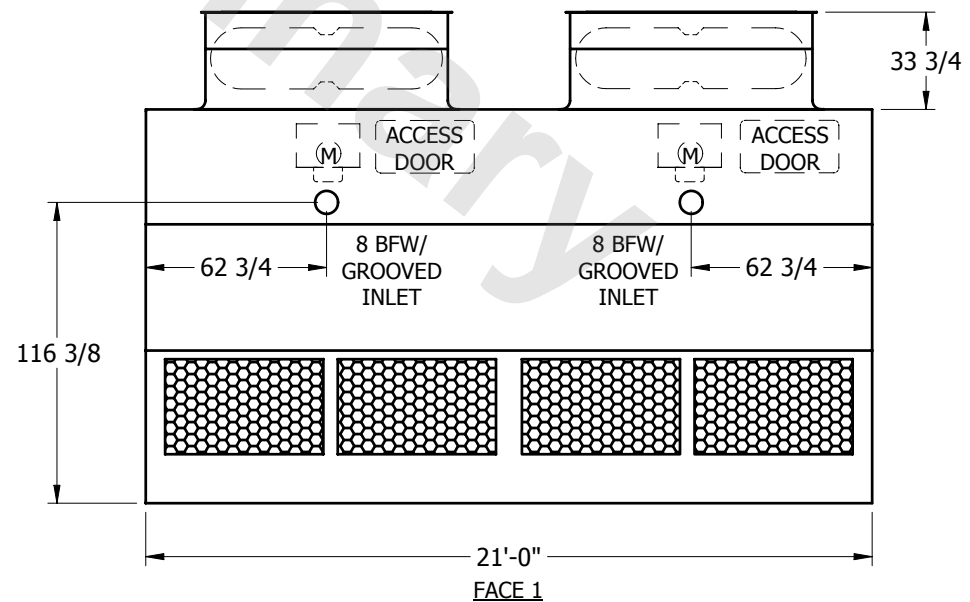
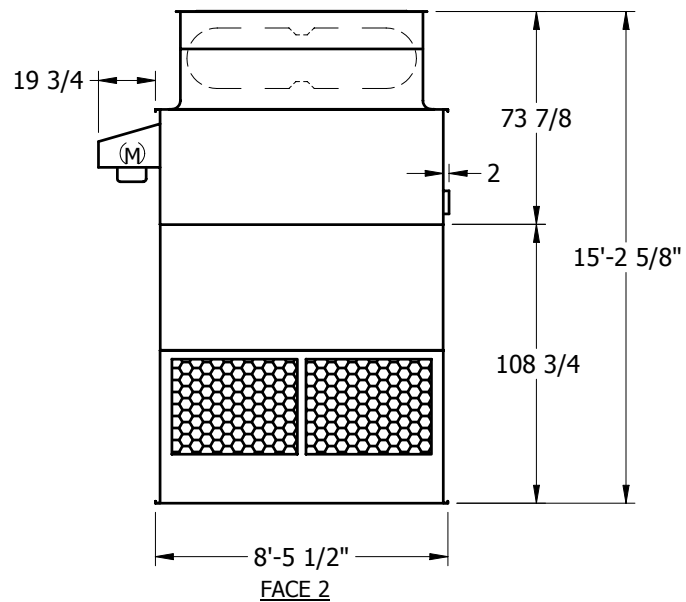
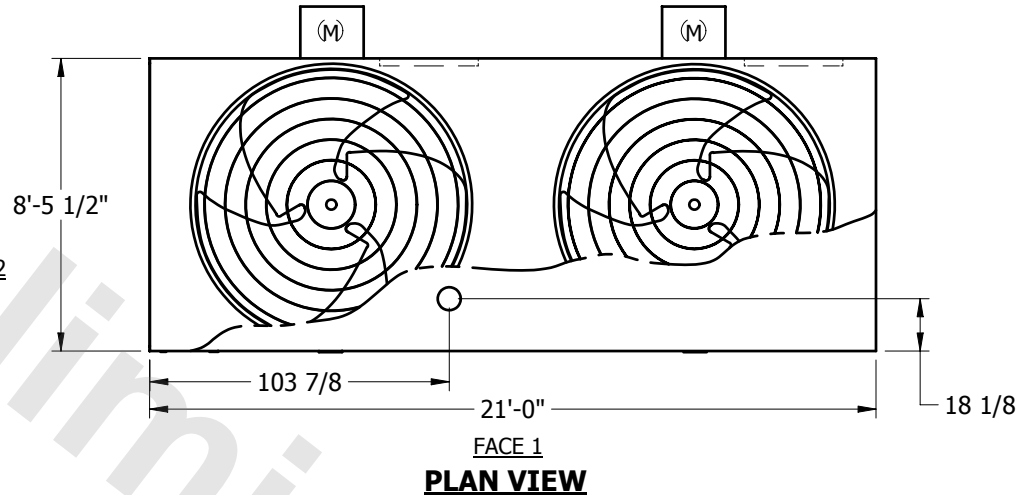
EVAPCO, INC.



UNIT	COOLING TOWER	MODEL #	AT 214-3H18	SCALE	NTS	DWG. #	T2092148-ERA-SRL	REV.		DATE	5/17/2024	SERIAL #	
------	---------------	---------	-------------	-------	-----	--------	------------------	------	--	------	-----------	----------	--

NOTES:

1. (M)- FAN MOTOR LOCATION
2. HEAVIEST SECTION IS LOWER SECTION
3. MPT DENOTES MALE PIPE THREAD
FPT DENOTES FEMALE PIPE THREAD
BFW DENOTES BEVELED FOR WELDING
4. + UNIT WEIGHT DOES NOT INCLUDE ACCESSORIES (SEE SEPARATE DRAWINGS FOR ACCESSORIES)
5. 3/4" DIA. MOUNTING HOLES. REFER TO RECOMMENDED STEEL SUPPORT DRAWING



SHIPPING WEIGHT	10630	lbs. +	OPERATING WEIGHT	14920	lbs.	HEAVIEST SECTION WEIGHT	5580	lbs.	NO. OF SHIPPING SECTIONS	2
-----------------	-------	--------	------------------	-------	------	-------------------------	------	------	--------------------------	---