

# EVAPCO, INC.

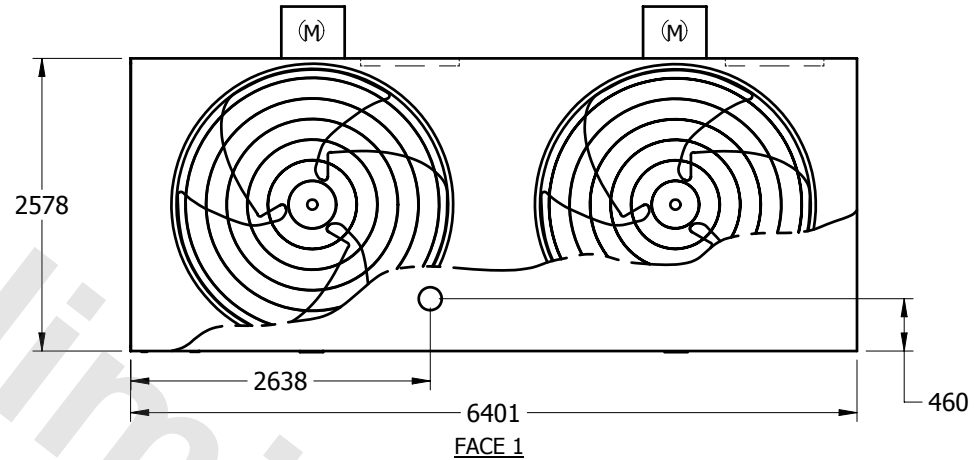


UNIT	COOLING TOWER	MODEL #	AT 214-3J18	SCALE	NTS	DWG. #	T2092148-MRA-SRL	REV.		DATE	5/3/2024	SERIAL #	
------	---------------	---------	-------------	-------	-----	--------	------------------	------	--	------	----------	----------	--

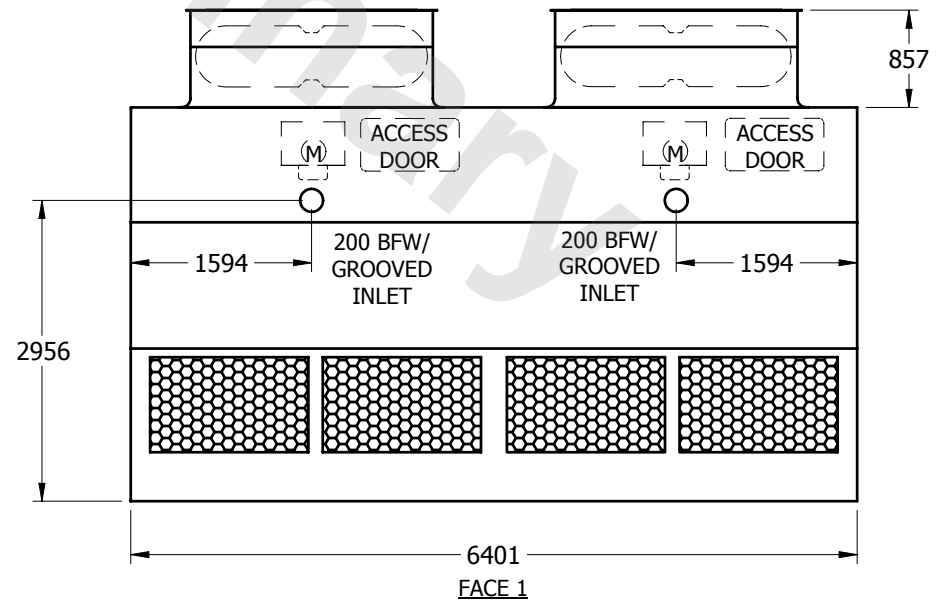
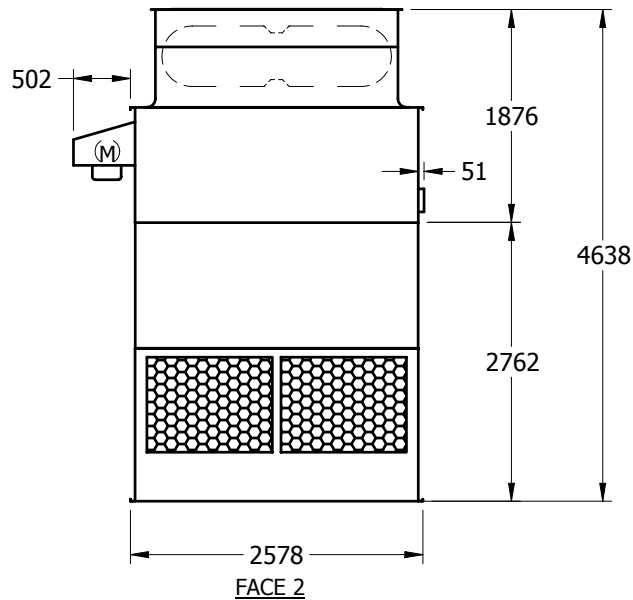
## NOTES:

1. (M)- FAN MOTOR LOCATION
2. HEAVIEST SECTION IS LOWER SECTION
3. MPT DENOTES MALE PIPE THREAD  
FPT DENOTES FEMALE PIPE THREAD  
BFW DENOTES BEVELED FOR WELDING
4. + UNIT WEIGHT DOES NOT INCLUDE ACCESSORIES (SEE SEPARATE DRAWINGS FOR ACCESSORIES)
5. 19mm DIA. MOUNTING HOLES. REFER TO RECOMMENDED STEEL SUPPORT DRAWING

FACE 2



PLAN VIEW



SHIPPING WEIGHT	4825	kg +	OPERATING WEIGHT	6775	kg	HEAVIEST SECTION WEIGHT	2530	kg	NO. OF SHIPPING SECTIONS	2
-----------------	------	------	------------------	------	----	-------------------------	------	----	--------------------------	---