

CONFIDENTIAL

This document is the property of Evapco, Inc. It should not be copied or disclosed without prior written authorization.

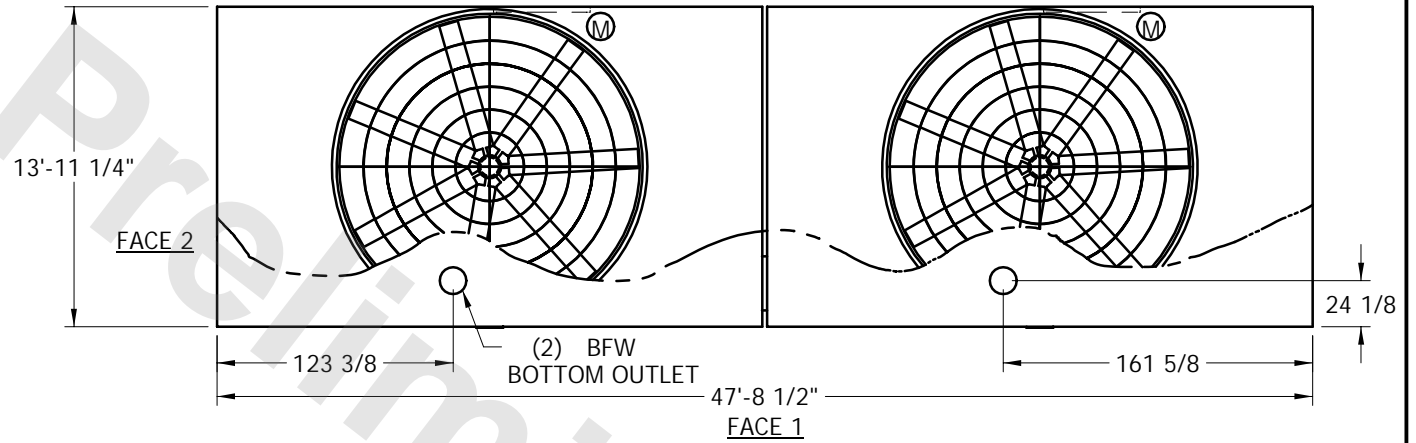
EVAPCO, INC.



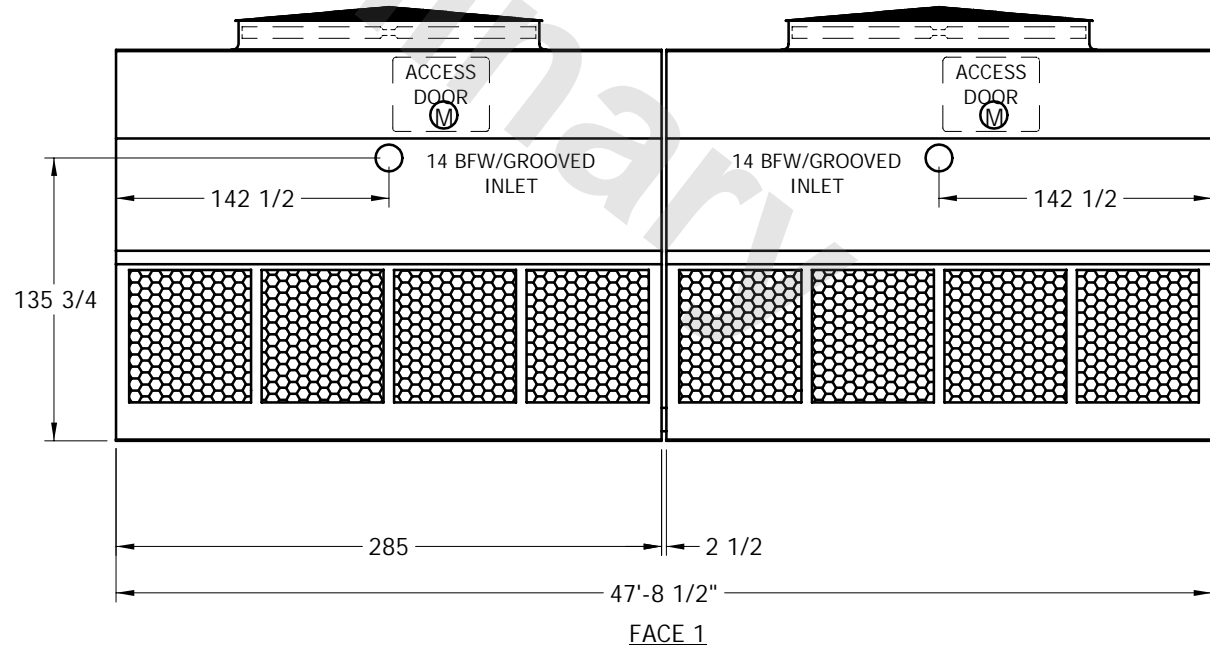
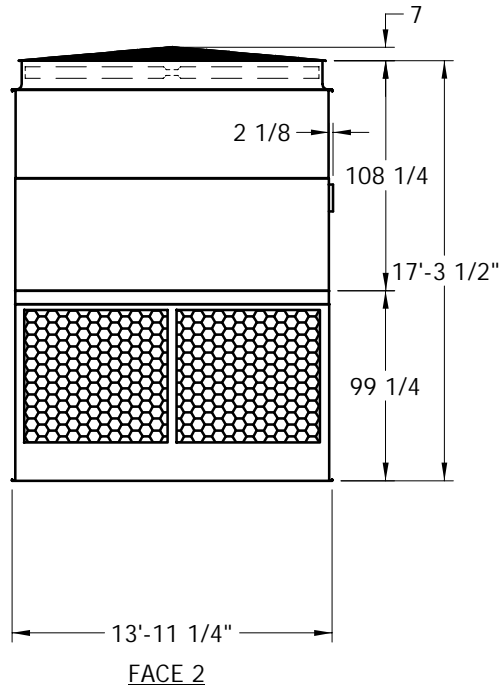
UNIT	COOLING TOWER	MODEL #	SCALE	NTS	DWG. #	T2144824-ERB-RS	REV.	DATE	SERIAL #
------	---------------	---------	-------	-----	--------	-----------------	------	------	----------

NOTES:

1. (M) - FAN MOTOR LOCATION
2. HEAVIEST SECTION IS UPPER SECTION
3. MPT DENOTES MALE PIPE THREAD  
FPT DENOTES FEMALE PIPE THREAD  
BFW DENOTES BEVELED FOR WELDING
4. + UNIT WEIGHT DOES NOT INCLUDE ACCESSORIES (SEE SEPARATE DRAWINGS FOR ACCESSORIES)
5. 3/4" DIA. MOUNTING HOLES. REFER TO RECOMMENDED STEEL SUPPORT DRAWING



PLAN VIEW



SHIPPING WEIGHT	33780	lbs. +	OPERATING WEIGHT	45780	lbs.	HEAVIEST SECTION WEIGHT	11170	lbs.	NO. OF SHIPPING SECTIONS	4
-----------------	-------	--------	------------------	-------	------	-------------------------	-------	------	--------------------------	---