

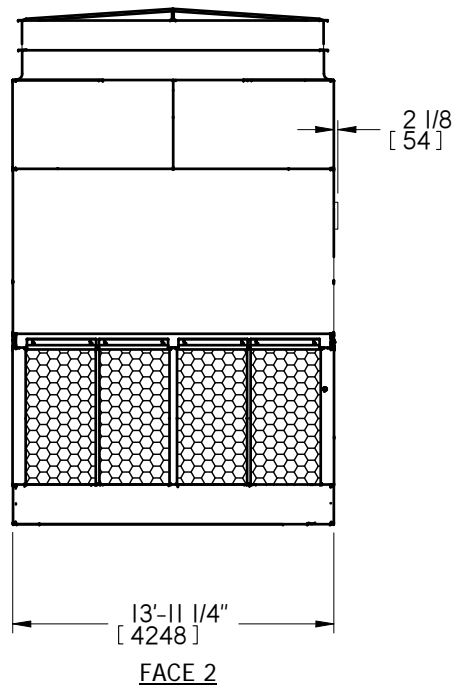
EVAPCO, INC.



UNIT	MODEL #	SCALE	DWG. #	REV.	DATE	SERIAL #
CLOSED CIRCUIT COOLER		NTS	WZ14244812DRD-SHFSR			

NOTES:

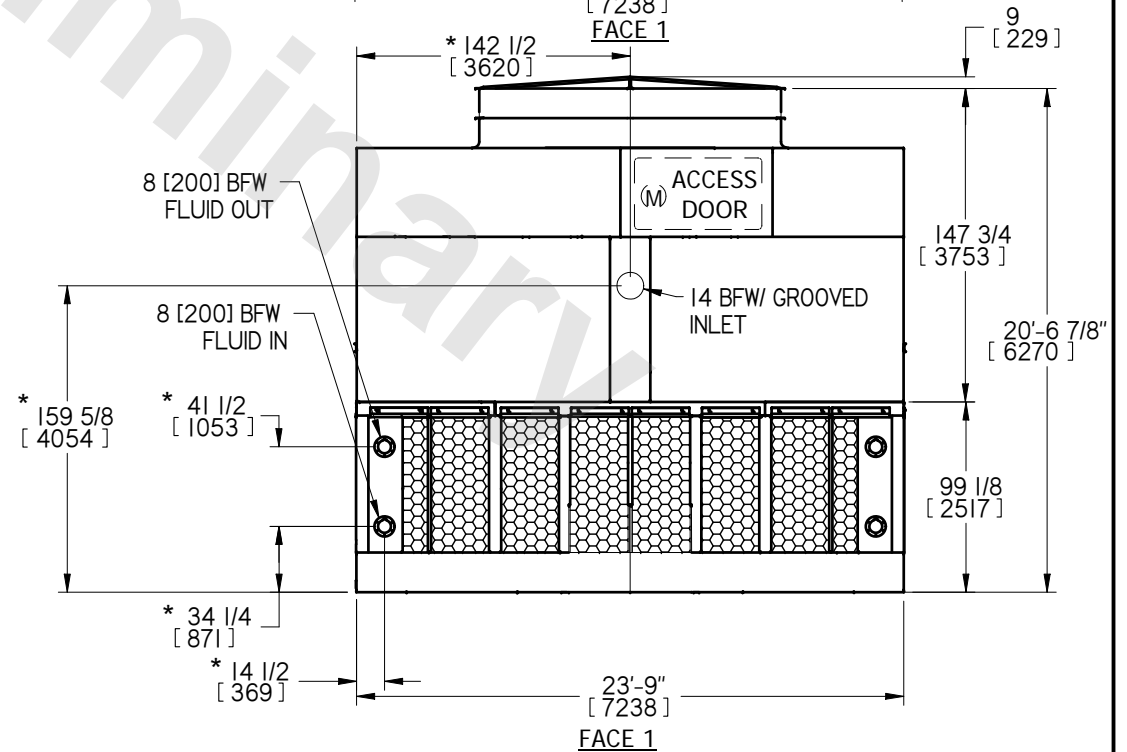
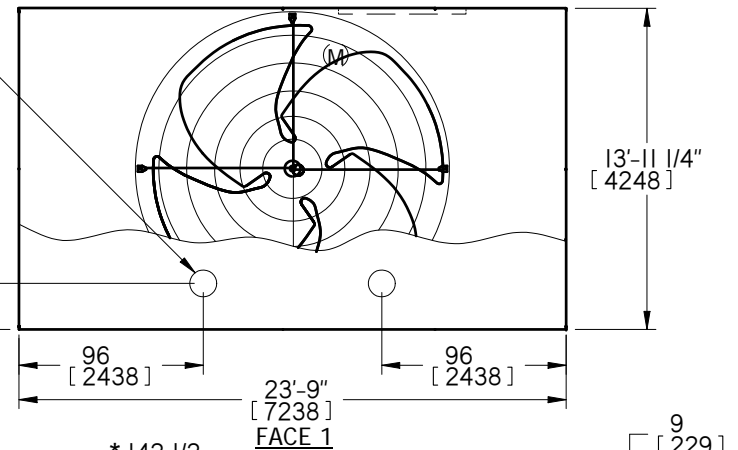
1. (M) - FAN MOTOR LOCATION
2. HEAVIEST SECTION IS LOWER SECTION
3. MPT DENOTES MALE PIPE THREAD
FPT DENOTES FEMALE PIPE THREAD
BFW DENOTES BEVELED FOR WELDING
4. + UNIT WEIGHT DOES NOT INCLUDE ACCESSORIES (SEE SEPARATE DRAWINGS FOR ACCESSORIES)
5. 3/4" [19MM] DIA. MOUNTING HOLES. REFER TO RECOMMENDED STEEL SUPPORT DRAWING.
6. MAKE-UP WATER PRESSURE
20 PSI [137 KPA] MIN,
50 PSI [344 KPA] MAX
7. * - APPROXIMATE DIMENSIONS DO NOT USE FOR PRE-FABRICATION OF CONNECTING PIPING.
8. MAKE-UP IS LOCATED 4 3/4" [121MM] FROM EACH CONNECTION END.



BOTTOM OUTLET

FACE 2
PLAN VIEW

24
[610]



SHIPPING WEIGHT	44670 lbs. + [20261] kg. +	OPERATING WEIGHT	57020 lbs. [25863] kg.	HEAVIEST SECTION WEIGHT	30190 lbs. [13693] kg.	NO. OF SHIPPING SECTIONS	2
-----------------	----------------------------	------------------	------------------------	-------------------------	------------------------	--------------------------	---