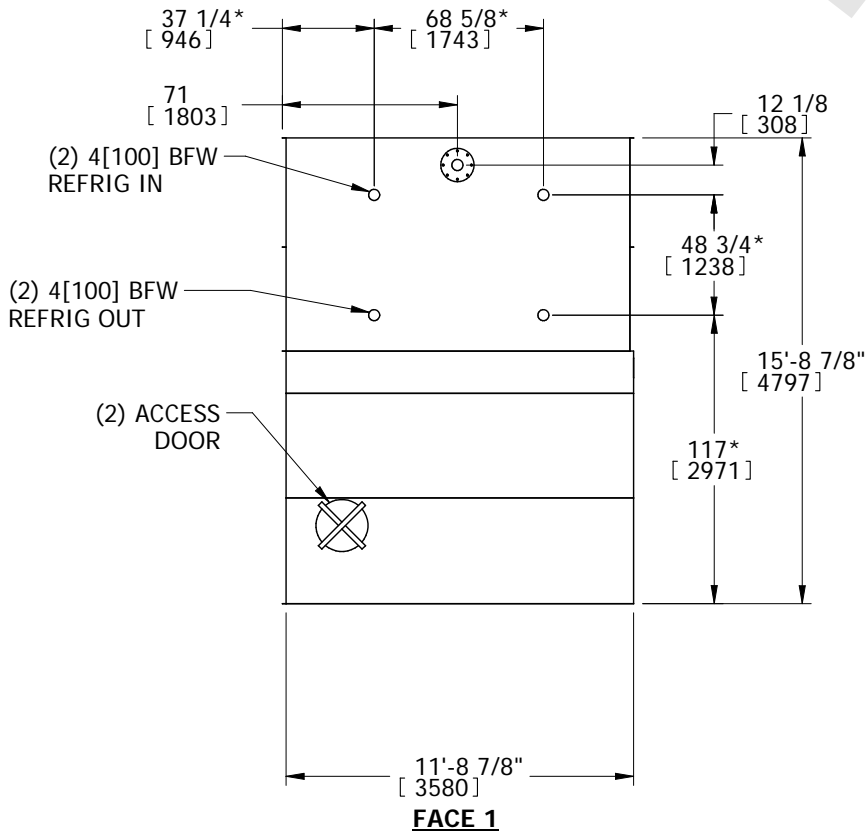


# EVAPCO, INC.

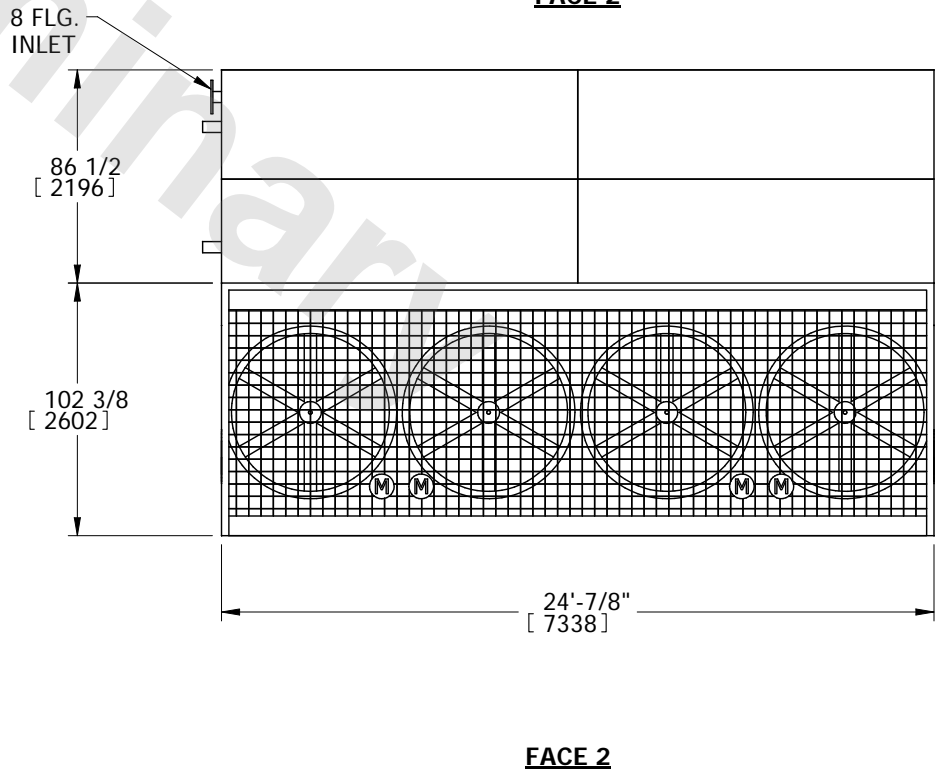
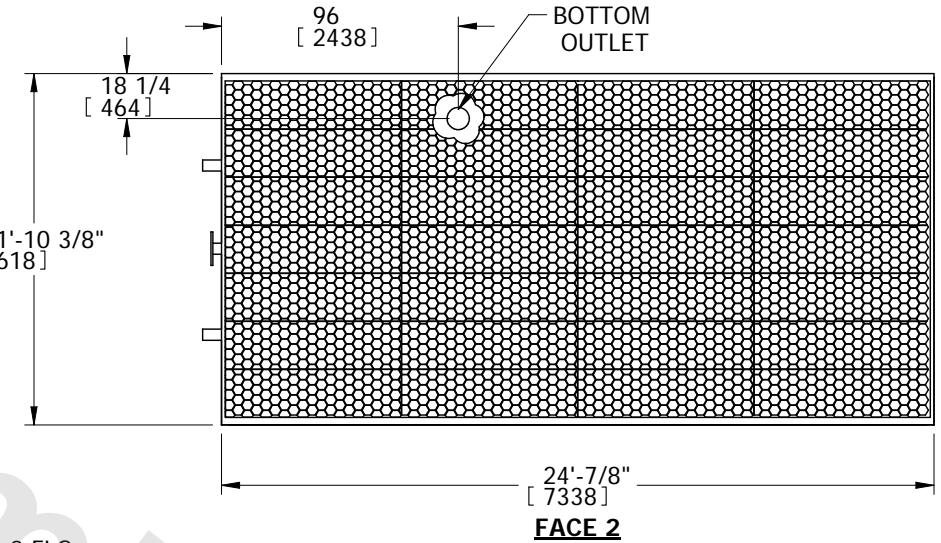


UNIT	MODEL #	SCALE	DWG. #	REV.	DATE	SERIAL #
EVAPORATIVE CONDENSER	ATC-DC-99J-35-1EF	N.T.S.	CE12C2410-DRD-RS	-	5/18/2024	

- NOTES:
- (M)- FAN MOTOR LOCATION
  - HEAVIEST SECTION IS UPPER SECTION
  - MPT DENOTES MALE PIPE THREAD  
FPT DENOTES FEMALE PIPE THREAD  
BFW DENOTES BEVELED FOR WELDING
  - +UNIT WEIGHT DOES NOT INCLUDE ACCESSORIES (SEE ACCESSORY DRAWINGS)
  - 3/4" DIA. MOUNTING HOLES. REFER TO RECOMMENDED STEEL SUPPORT DRAWING.
  - MAKE-UP WATER PRESSURE  
20 psi MIN [137 kPa], 50 psi MAX [344 kPa]
  - \* -APPROXIMATE DIMENSIONS DO NOT USE FOR PRE-FABRICATION OF CONNECTING PIPING
  - DIMENSIONS LISTED AS FOLLOWS: ENGLISH IN [METRIC] [mm]



**FACE 1  
PLAN VIEW**



SHIPPING WEIGHT	40350 lbs+ [18302] kg+	OPERATING WEIGHT	48240 lbs+ [21881] kg+	HEAVIEST SECTION WEIGHT	30060 lbs+ [13635] kg+	NO. OF SHIPPING SECTIONS	2
-----------------	------------------------	------------------	------------------------	-------------------------	------------------------	--------------------------	---