

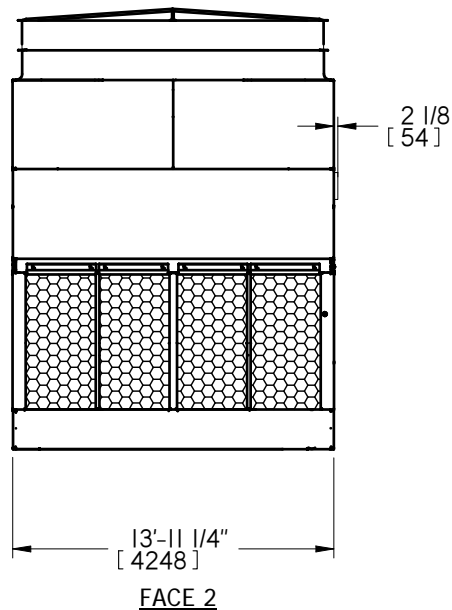
EVAPCO, INC.



UNIT	CLOSED CIRCUIT COOLER	MODEL #	ESW4 9-46M12-SP-Z	SCALE	NTS	DWG. #	WZ14244806DRC-SLHR	REV.		DATE	5/17/2024	SERIAL #	
------	-----------------------	---------	-------------------	-------	-----	--------	--------------------	------	--	------	-----------	----------	--

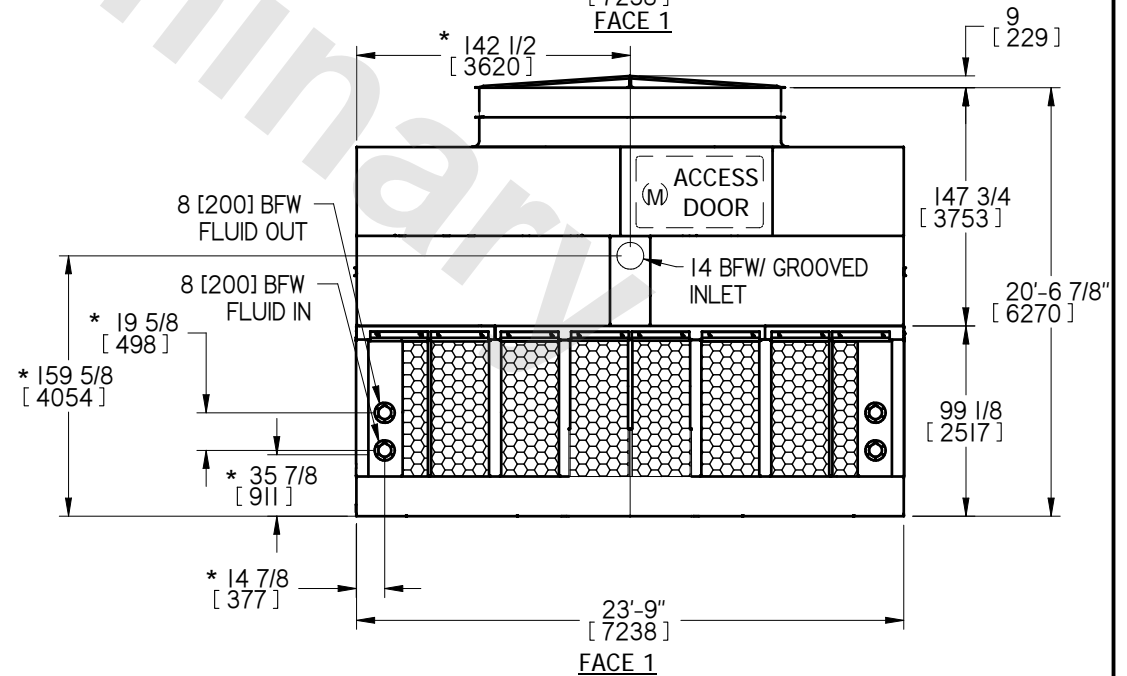
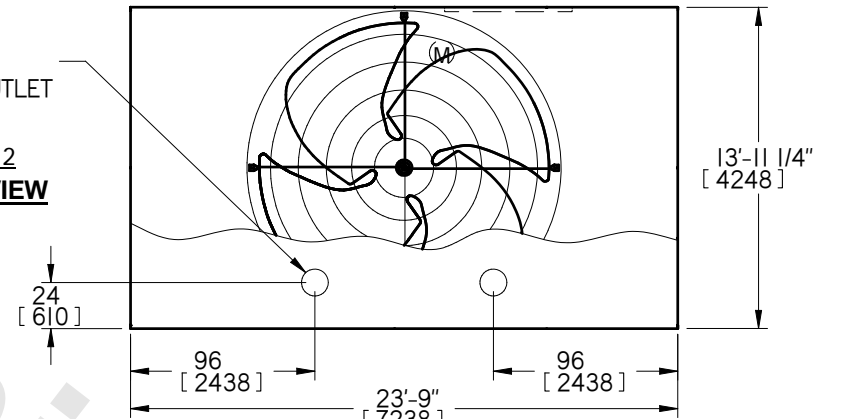
NOTES:

1. (M) - FAN MOTOR LOCATION
2. HEAVIEST SECTION IS LOWER SECTION
3. MPT DENOTES MALE PIPE THREAD
FPT DENOTES FEMALE PIPE THREAD
BFW DENOTES BEVELED FOR WELDING
4. + UNIT WEIGHT DOES NOT INCLUDE ACCESSORIES (SEE SEPARATE DRAWINGS FOR ACCESSORIES)
5. 3/4" [19MM] DIA. MOUNTING HOLES. REFER TO RECOMMENDED STEEL SUPPORT DRAWING.
6. MAKE-UP WATER PRESSURE
20 PSI [137 KPA] MIN,
50 PSI [344 KPA] MAX
7. * - APPROXIMATE DIMENSIONS DO NOT USE FOR PRE-FABRICATION OF CONNECTING PIPING.
8. MAKE-UP IS LOCATED 4 3/4" [121MM] FROM EACH CONNECTION END.



BOTTOM OUTLET

FACE 2
PLAN VIEW



SHIPPING WEIGHT	34175 lbs. + [15505] kg. +	OPERATING WEIGHT	42887 lbs. [19455] kg.	HEAVIEST SECTION WEIGHT	19265 lbs. [8740] kg.	NO. OF SHIPPING SECTIONS	2
-----------------	----------------------------	------------------	------------------------	-------------------------	-----------------------	--------------------------	---