

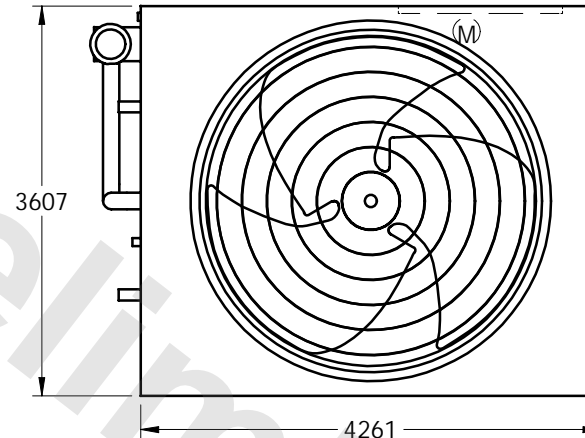
EVAPCO, INC.



UNIT	EVAPORATIVE CONDENSER	MODEL #	SCALE	DWG. #	REV.	DATE	SERIAL #
			NTS	C2121412-MRB-SLF			

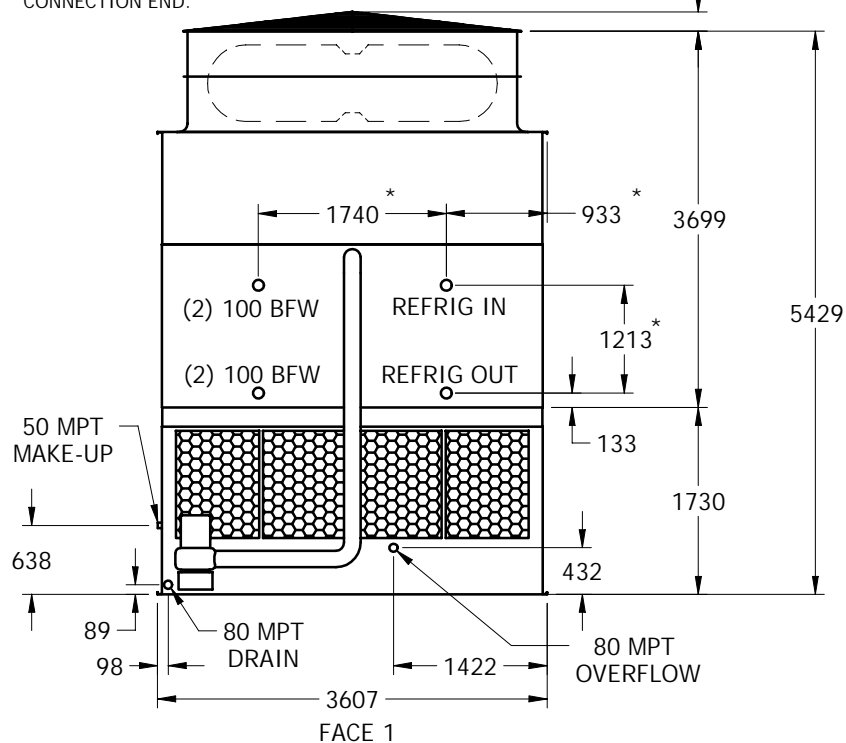
NOTES:

1. (M)- FAN MOTOR LOCATION
2. HEAVIEST SECTION IS UPPER SECTION
3. MPT DENOTES MALE PIPE THREAD
FPT DENOTES FEMALE PIPE THREAD
BFW DENOTES BEVELED FOR WELDING
4. + UNIT WEIGHT DOES NOT INCLUDE ACCESSORIES (SEE SEPARATE DRAWINGS FOR ACCESSORIES)
5. 19mm DIA. MOUNTING HOLES. REFER TO RECOMMENDED STEEL SUPPORT DRAWING
6. MAKE-UP WATER PRESSURE-137 kPa MIN, 344 kPa MAX
7. * - APPROXIMATE DIMENSIONS DO NOT USE FOR PRE-FABRICATION OF CONNECTING PIPING.
8. MAKE-UP IS LOCATED 121mm FROM EACH CONNECTION END.

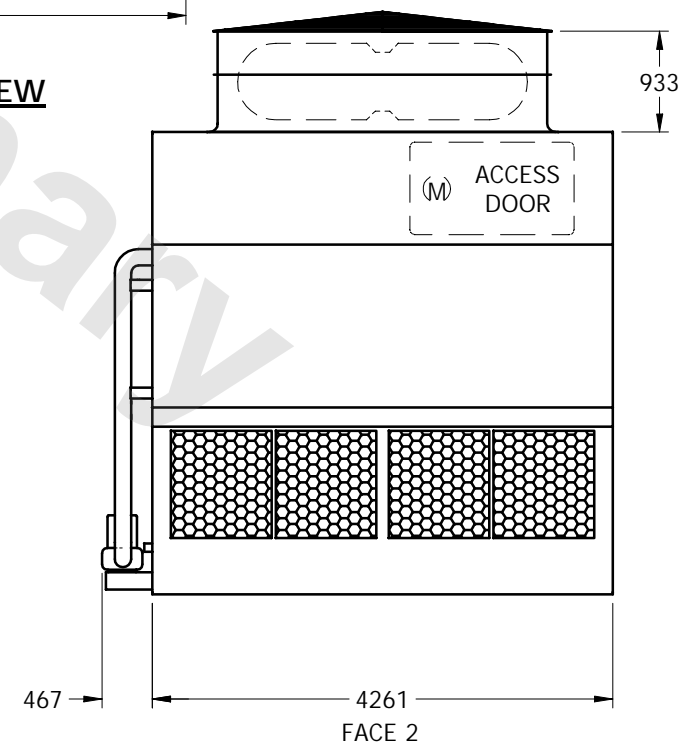


FACE 1

FACE 2
PLAN VIEW



FACE 1



FACE 2

SHIPPING WEIGHT	12070	kg	+	OPERATING WEIGHT	16095	kg	HEAVIEST SECTION WEIGHT	10745	kg	NO. OF SHIPPING SECTIONS	2
-----------------	-------	----	---	------------------	-------	----	-------------------------	-------	----	--------------------------	---