

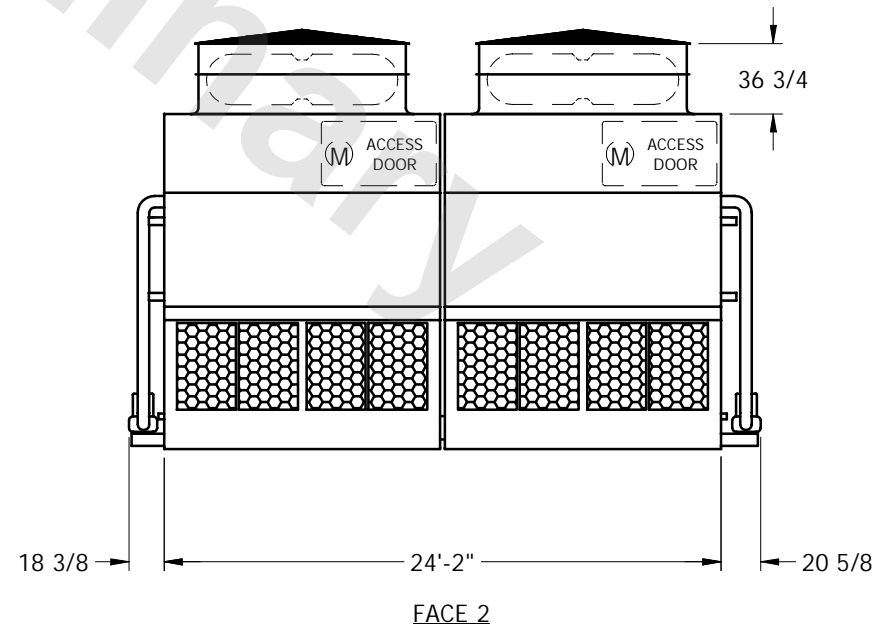
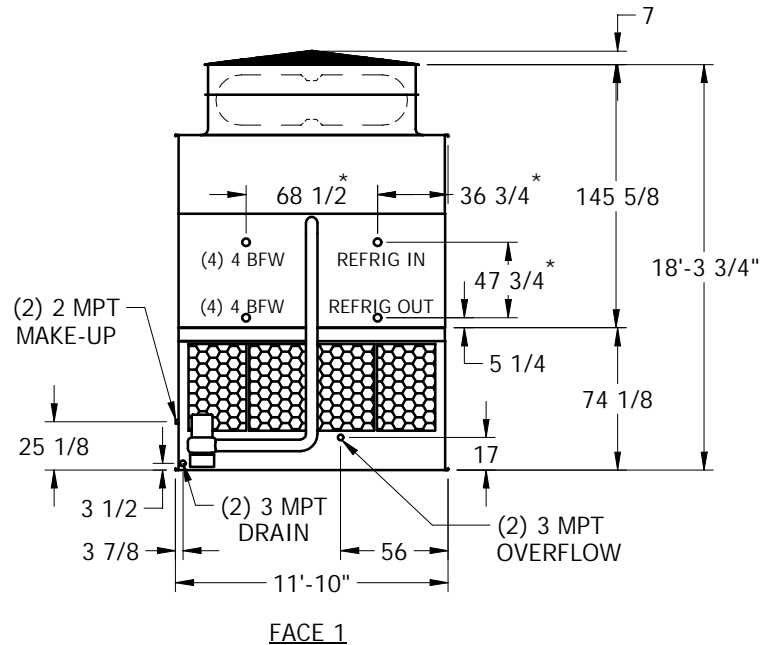
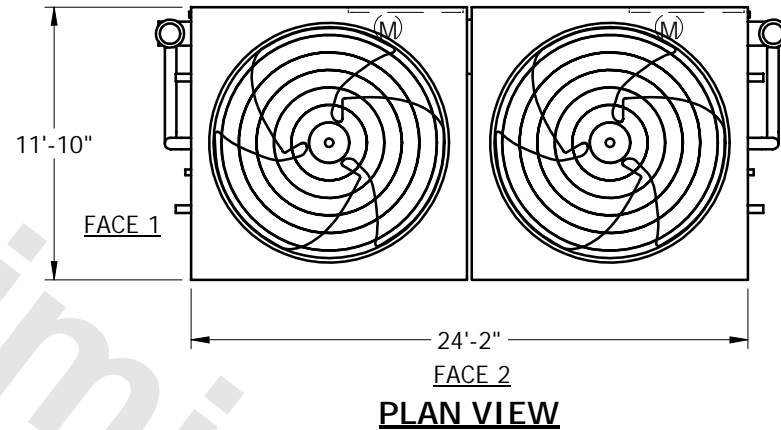
EVAPCO, INC.



UNIT	EVAPORATIVE CONDENSER	MODEL #	eco-PMC-1024	SCALE	NTS	DWG. #	C2122412-ERB-SLF	REV.	DATE	SERIAL #
------	-----------------------	---------	--------------	-------	-----	--------	------------------	------	------	----------

NOTES:

1. (M)- FAN MOTOR LOCATION
2. HEAVIEST SECTION IS UPPER SECTION
3. MPT DENOTES MALE PIPE THREAD
FPT DENOTES FEMALE PIPE THREAD
BFW DENOTES BEVELED FOR WELDING
4. + UNIT WEIGHT DOES NOT INCLUDE ACCESSORIES (SEE SEPARATE DRAWINGS FOR ACCESSORIES)
5. 3/4" DIA. MOUNTING HOLES. REFER TO RECOMMENDED STEEL SUPPORT DRAWING
6. MAKE-UP WATER PRESSURE-20 psi MIN, 50 psi MAX
7. * - APPROXIMATE DIMENSIONS DO NOT USE FOR PRE-FABRICATION OF CONNECTING PIPING.
8. MAKE-UP IS LOCATED 4 3/4" FROM EACH CONNECTION END



SHIPPING WEIGHT	46600	lbs. +	OPERATING WEIGHT	61680	lbs.	HEAVIEST SECTION WEIGHT	20750	lbs.	NO. OF SHIPPING SECTIONS	4
-----------------	-------	--------	------------------	-------	------	-------------------------	-------	------	--------------------------	---