

EVAPCO, INC.

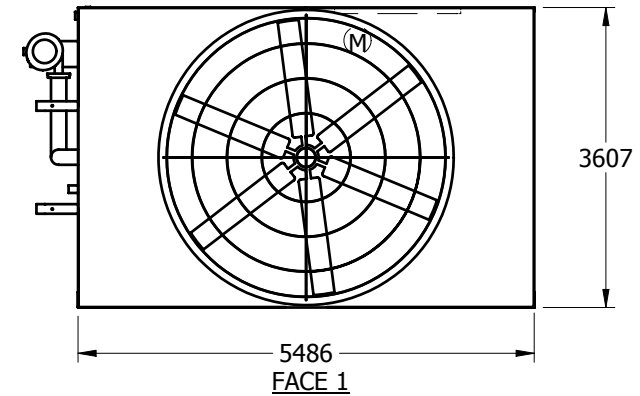


| | | | | | | | | | | | | | |
|------|------------------------------|---------|-----------|-------|-----|--------|-------------------|------|--|------|-----------|----------|--|
| UNIT | CLOSED CIRCUIT COOLER | MODEL # | LSC-1030E | SCALE | NTS | DWG. # | WZ12184808-MRA-ST | REV. | | DATE | 5/18/2024 | SERIAL # | |
|------|------------------------------|---------|-----------|-------|-----|--------|-------------------|------|--|------|-----------|----------|--|

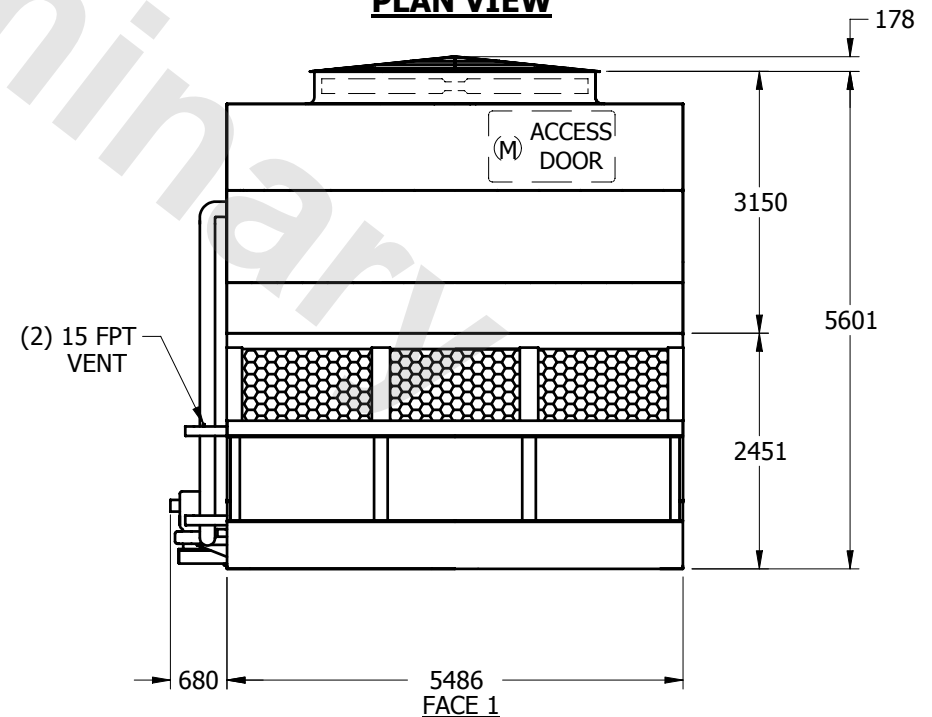
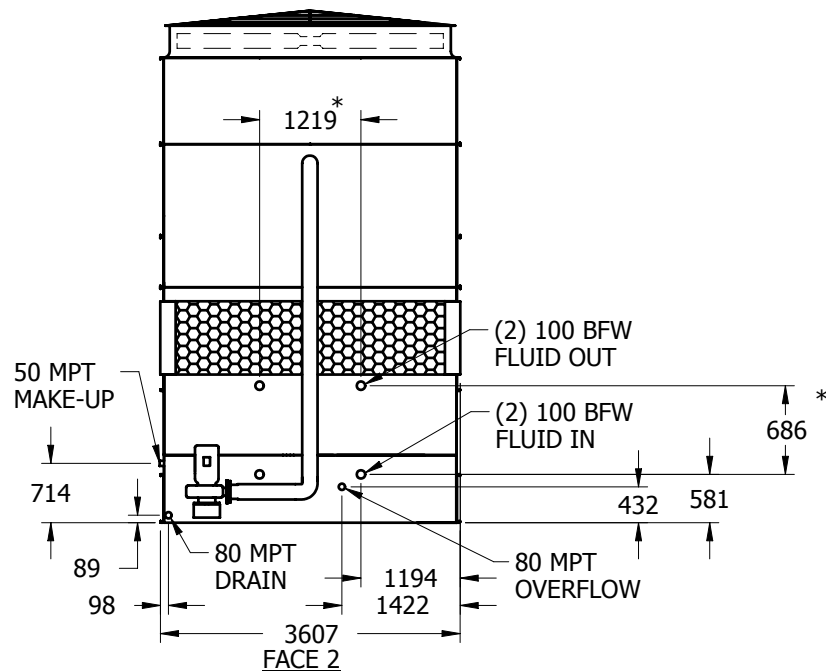
NOTES:

1. (M) - FAN MOTOR LOCATION
2. HEAVIEST SECTION IS LOWER SECTION
3. MPT DENOTES MALE PIPE THREAD
FPT DENOTES FEMALE PIPE THREAD
BFW DENOTES BEVELED FOR WELDING
4. + UNIT WEIGHT DOES NOT INCLUDE ACCESSORIES (SEE SEPARATE DRAWINGS FOR ACCESSORIES)
5. 19mm DIA. MOUNTING HOLES. REFER TO RECOMMENDED STEEL SUPPORT DRAWING
6. MAKE-UP WATER PRESSURE-137 kPa MIN, 344 kPa MAX
7. - APPROXIMATE DIMENSIONS DO NOT USE FOR PRE-FABRICATION OF CONNECTING PIPING
8. MAKE-UP IS LOCATED 121mm FROM CONNECTION END

FACE 2



FACE 1
PLAN VIEW



| | | | | | | | | | | |
|-----------------|-------|------|------------------|-------|----|-------------------------|------|----|--------------------------|---|
| SHIPPING WEIGHT | 11050 | kg + | OPERATING WEIGHT | 16855 | kg | HEAVIEST SECTION WEIGHT | 7085 | kg | NO. OF SHIPPING SECTIONS | 2 |
|-----------------|-------|------|------------------|-------|----|-------------------------|------|----|--------------------------|---|