

EVAPCO, INC.

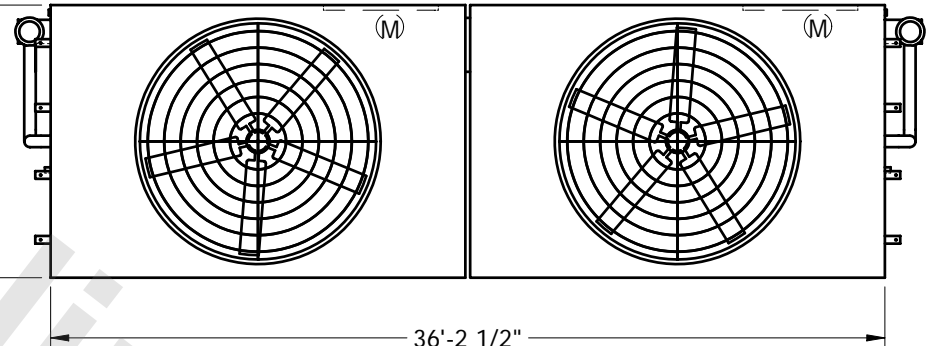


UNIT	CLOSED CIRCUIT COOLER	MODEL #	PMC-956E	SCALE	NTS	DWG. #	W2123606-ERB-LFHF	REV.	DATE	SERIAL #
------	-----------------------	---------	----------	-------	-----	--------	-------------------	------	------	----------

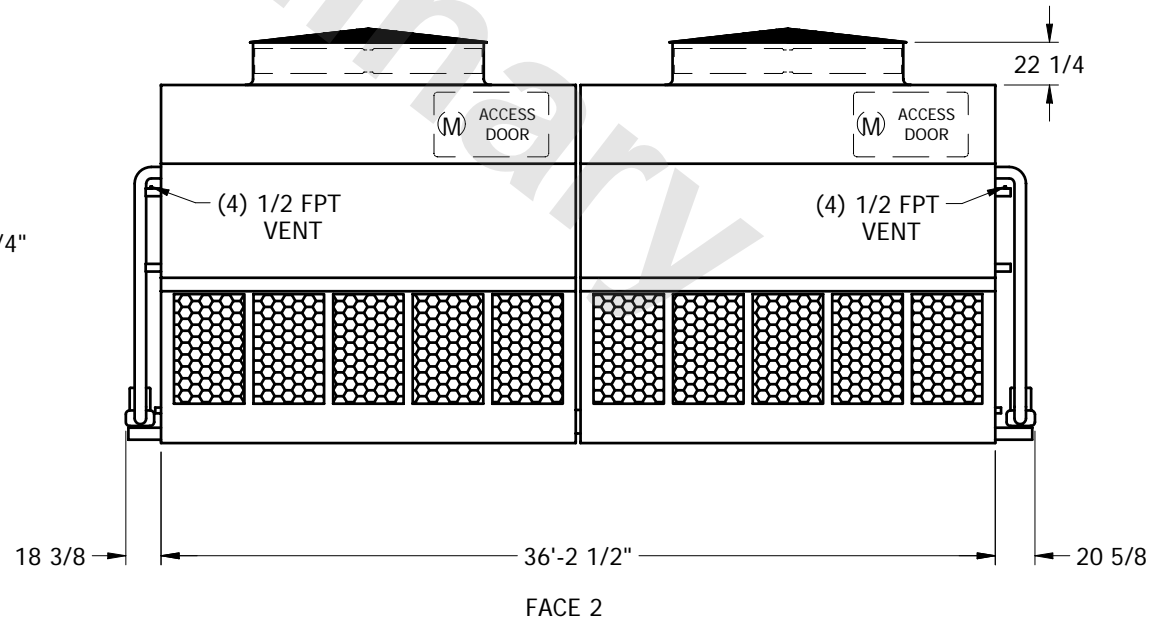
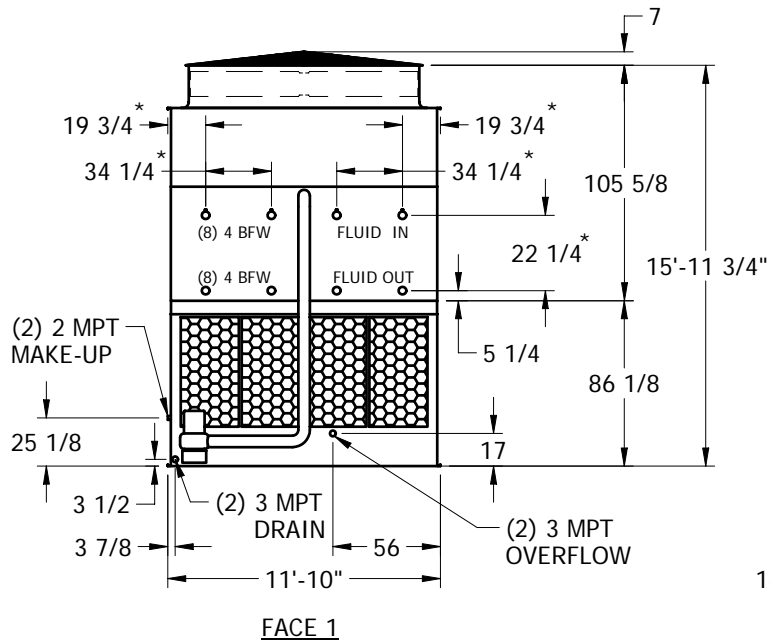
NOTES:

1. (M)- FAN MOTOR LOCATION
2. HEAVIEST SECTION IS UPPER SECTION
3. MPT DENOTES MALE PIPE THREAD
FPT DENOTES FEMALE PIPE THREAD
BFW DENOTES BEVELED FOR WELDING
4. + UNIT WEIGHT DOES NOT INCLUDE ACCESSORIES (SEE SEPARATE DRAWINGS FOR ACCESSORIES)
5. 3/4" DIA. MOUNTING HOLES. REFER TO RECOMMENDED STEEL SUPPORT DRAWING
6. MAKE-UP WATER PRESSURE-20 psi MIN, 50 psi MAX
7. * - APPROXIMATE DIMENSIONS DO NOT USE FOR PRE-FABRICATION OF CONNECTING PIPING.
8. MAKE-UP IS LOCATED 4 3/4" FROM EACH CONNECTION END.

11'-10"
FACE 1



FACE 2
PLAN VIEW



SHIPPING WEIGHT	43080	lbs. +	OPERATING WEIGHT	69720	lbs.	HEAVIEST SECTION WEIGHT	17610	lbs.	NO. OF SHIPPING SECTIONS	4
-----------------	-------	--------	------------------	-------	------	-------------------------	-------	------	--------------------------	---