

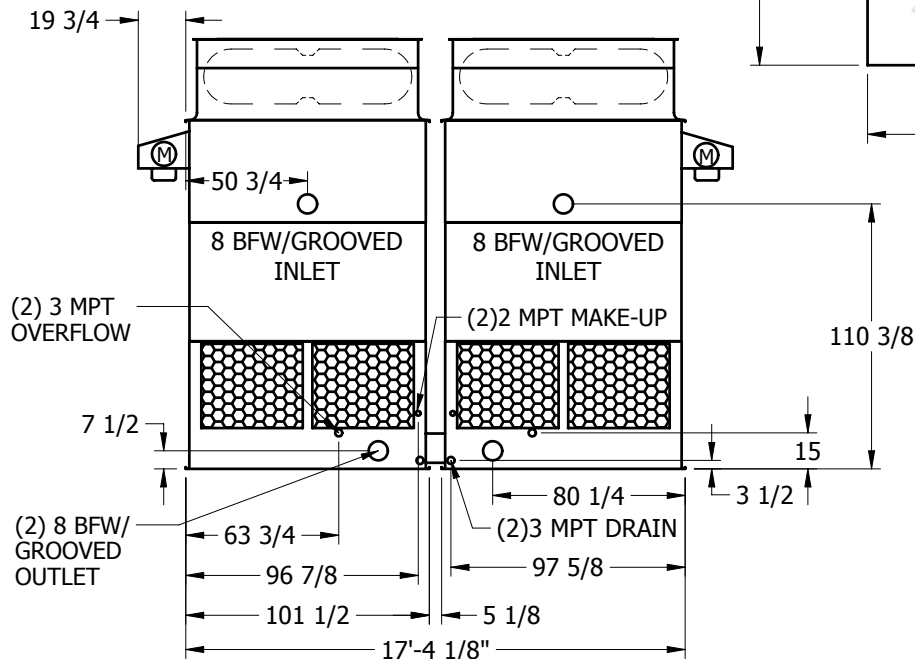
# EVAPCO, INC.



UNIT	COOLING TOWER	MODEL #	LRC-91	SCALE	NTS	DWG. #	RP171436-ERA-LF	REV.		DATE	5/18/2024	SERIAL #	
------	---------------	---------	--------	-------	-----	--------	-----------------	------	--	------	-----------	----------	--

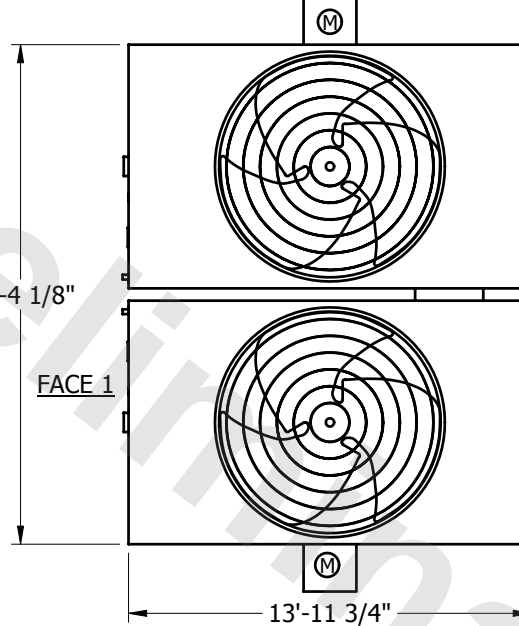
## NOTES:

1. M - FAN MOTOR LOCATION
2. HEAVIEST SECTION IS LOWER SECTION
3. MPT DENOTES MALE PIPE THREAD  
FPT DENOTES FEMALE PIPE THREAD  
BFW DENOTES BEVELED FOR WELDING
4. UNIT WEIGHT DOES NOT INCLUDE ACCESSORIES (SEE SEPARATE DRAWINGS FOR ACCESSORIES)
5. 3/4" DIA. MOUNTING HOLES. REFER TO RECOMMENDED STEEL SUPPORT DRAWING
6. MAKE-UP WATER PRESSURE-20 psi MIN, 50 psi MAX
7. PAN EQUALIZER SUPPLIED BY EVAPCO AND SHIPPED LOOSE FOR FIELD INSTALLATION BY OTHERS

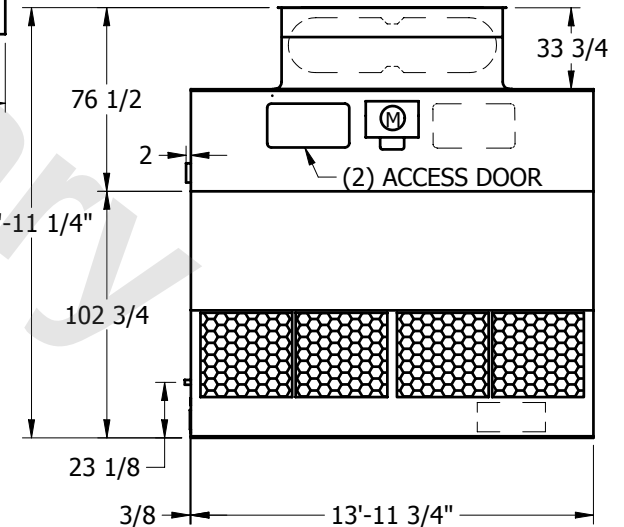


FACE 1

SHIPPING WEIGHT	12080	lbs. +	OPERATING WEIGHT	21100	lbs.	HEAVIEST SECTION WEIGHT	3350	lbs.	NO. OF SHIPPING SECTIONS	4
-----------------	-------	--------	------------------	-------	------	-------------------------	------	------	--------------------------	---



FACE 2



FACE 2