

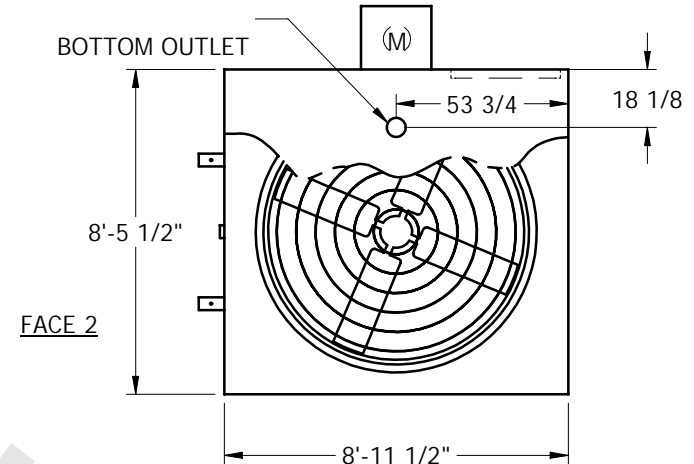
# EVAPCO, INC.



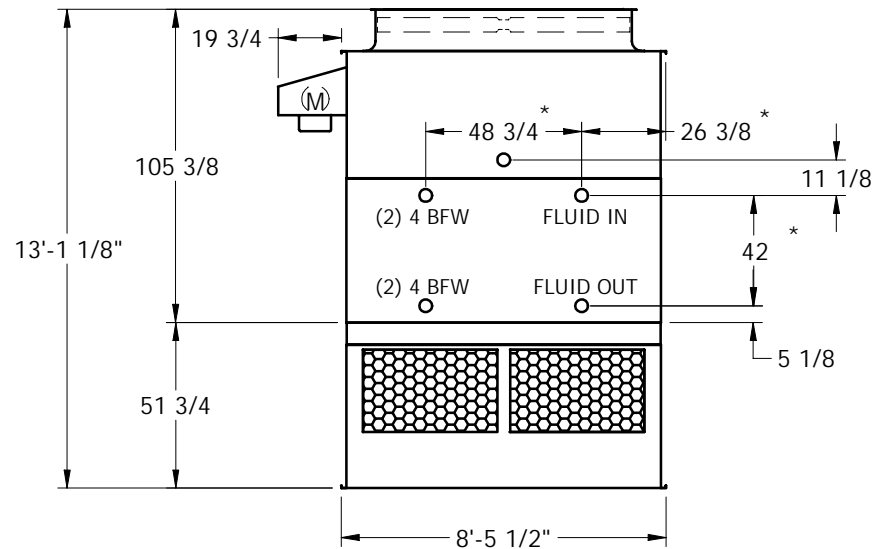
UNIT	CLOSED CIRCUIT COOLER	MODEL #	eco-ATC-999A	SCALE	NTS	DWG. #	W2090912-ERD-RS	REV.		DATE	5/13/2024	SERIAL #	
------	-----------------------	---------	--------------	-------	-----	--------	-----------------	------	--	------	-----------	----------	--

## NOTES:

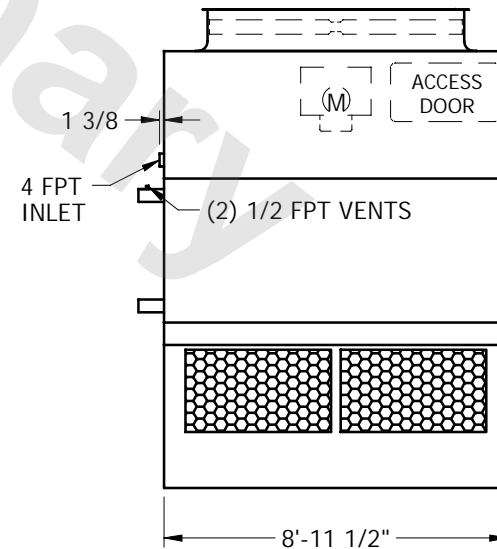
1. (M)- FAN MOTOR LOCATION
2. HEAVIEST SECTION IS UPPER SECTION
3. MPT DENOTES MALE PIPE THREAD  
FPT DENOTES FEMALE PIPE THREAD  
BFW DENOTES BEVELED FOR WELDING
4. + UNIT WEIGHT DOES NOT INCLUDE  
ACCESSORIES (SEE SEPARATE DRAWINGS  
FOR ACCESSORIES)
5. 3/4" DIA. MOUNTING HOLES. REFER TO  
RECOMMENDED STEEL SUPPORT  
DRAWING
6. THE SPRAY PUMP SHOULD BE SIZED FOR 410  
GPM AND 3.0 PSIG AT THE INLET CONNECTION
7. \*- APPROXIMATE DIMENSIONS DO NOT USE  
FOR PRE-FABRICATION OF CONNECTING  
PIPING



FACE 1  
**PLAN VIEW**



FACE 2



FACE 1

SHIPPING WEIGHT	12400	lbs. +	OPERATING WEIGHT	16690	lbs.	HEAVIEST SECTION WEIGHT	10960	lbs.	NO. OF SHIPPING SECTIONS	2
-----------------	-------	--------	------------------	-------	------	-------------------------	-------	------	--------------------------	---