

# EVAPCO, INC.

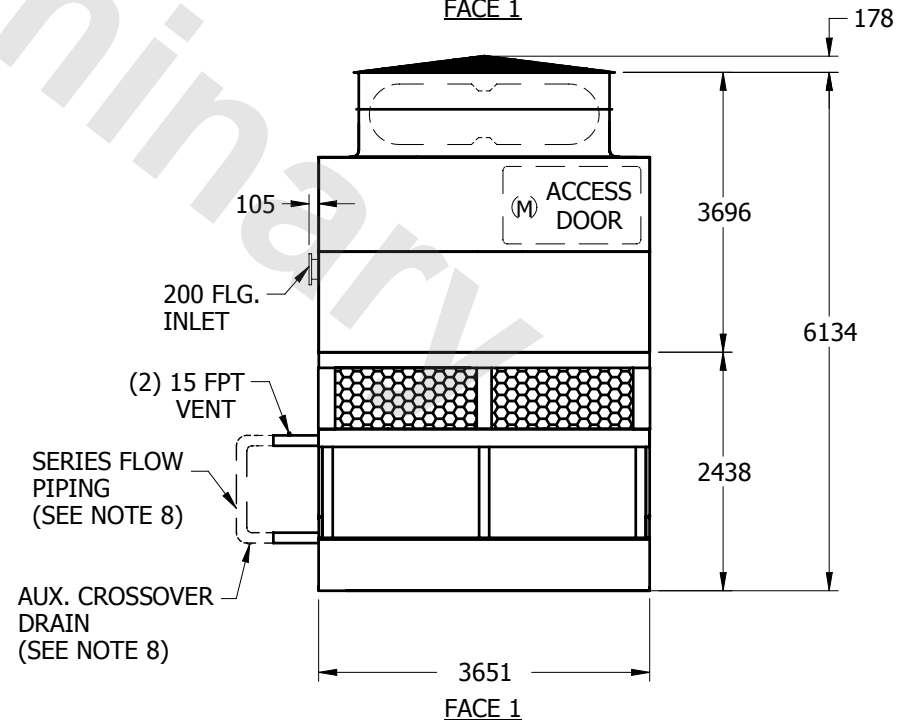
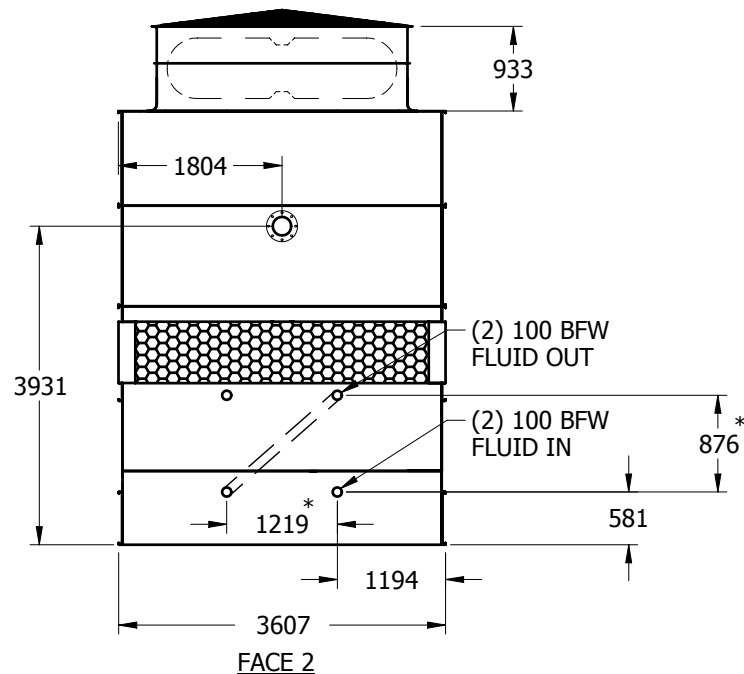
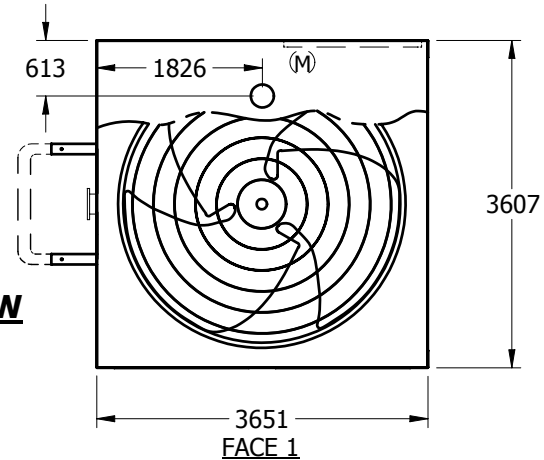


UNIT	<b>CLOSED CIRCUIT COOLER</b>	MODEL #	eco-LRWB 3-2D6-Z	SCALE	NTS	DWG. #	WZ12124810-MRA-SLSR	REV.		DATE	5/8/2024	SERIAL #	
------	------------------------------	---------	------------------	-------	-----	--------	---------------------	------	--	------	----------	----------	--

## NOTES:

1. (M) - FAN MOTOR LOCATION
2. HEAVIEST SECTION IS LOWER SECTION
3. MPT DENOTES MALE PIPE THREAD  
FPT DENOTES FEMALE PIPE THREAD  
BFW DENOTES BEVELED FOR WELDING
4. + UNIT WEIGHT DOES NOT INCLUDE ACCESSORIES (SEE SEPARATE DRAWINGS FOR ACCESSORIES)
5. 19mm DIA. MOUNTING HOLES. REFER TO RECOMMENDED STEEL SUPPORT DRAWING
6. THE SPRAY PUMP SHOULD BE SIZED FOR 65 L/S AND 31 kPa AT THE INLET CONNECTION
7. \* - APPROXIMATE DIMENSIONS DO NOT USE FOR PRE-FABRICATION OF CONNECTING PIPING
8. SERIES FLOW PIPING AND AUX. CROSSOVER DRAIN BY OTHERS

**FACE 2  
PLAN VIEW**



SHIPPING WEIGHT	8810	kg +	OPERATING WEIGHT	10925	kg	HEAVIEST SECTION WEIGHT	5670	kg	NO. OF SHIPPING SECTIONS	2
-----------------	------	------	------------------	-------	----	-------------------------	------	----	--------------------------	---