

EVAPCO, INC.

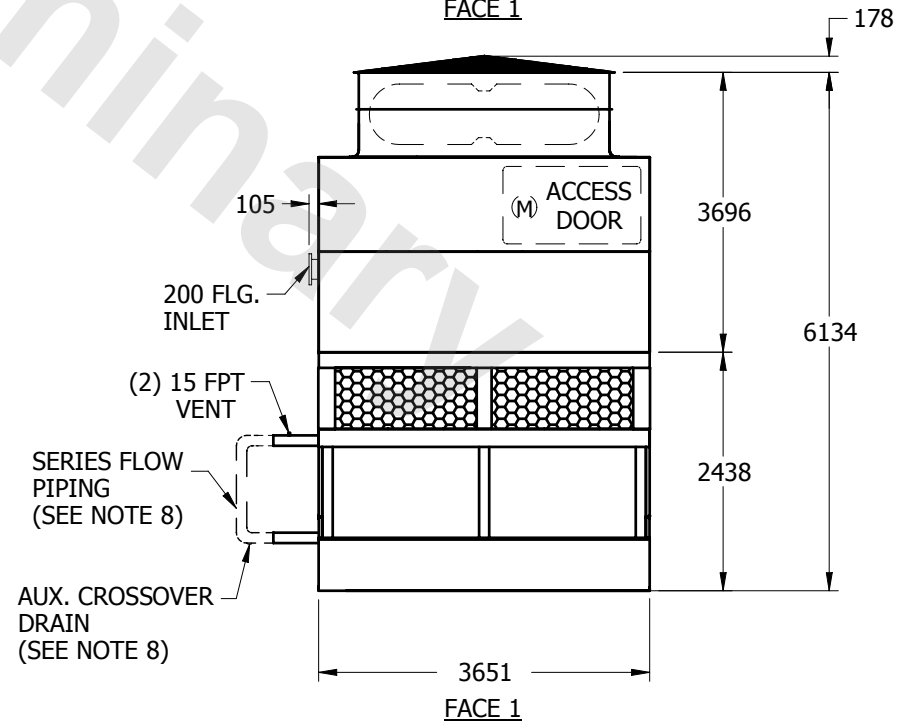
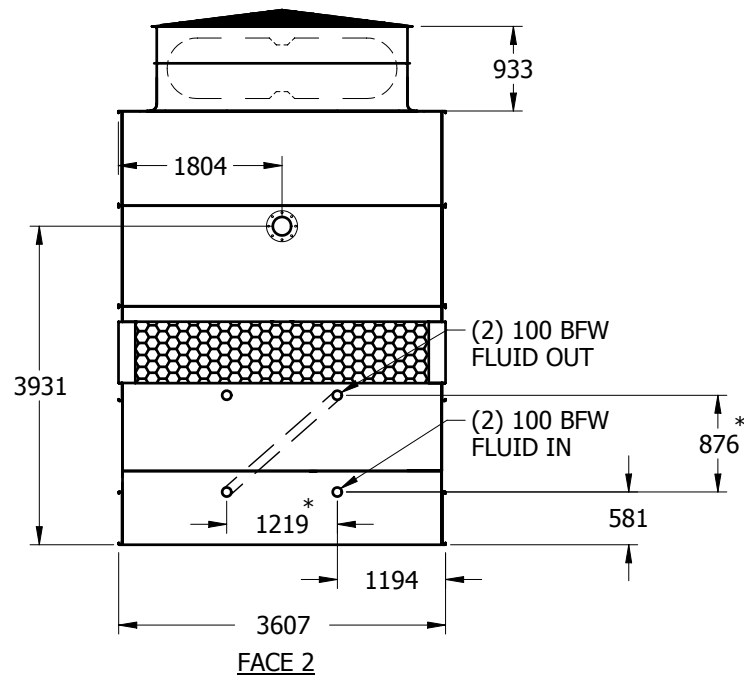
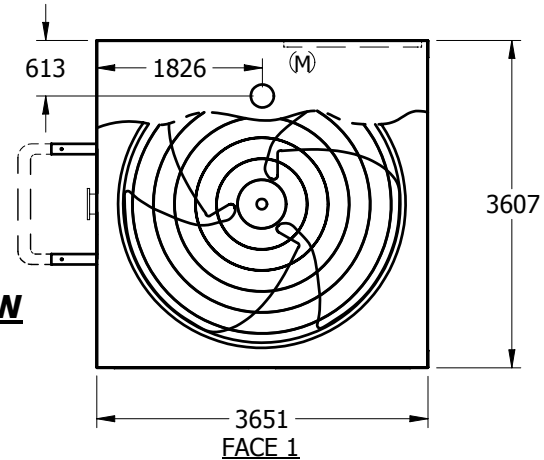


| | | | | | | | | | | | | | |
|------|------------------------------|---------|------------------|-------|-----|--------|---------------------|------|--|------|----------|----------|--|
| UNIT | CLOSED CIRCUIT COOLER | MODEL # | eco-LRWB 3-2F6-Z | SCALE | NTS | DWG. # | WZ12124810-MRA-SLSR | REV. | | DATE | 5/9/2024 | SERIAL # | |
|------|------------------------------|---------|------------------|-------|-----|--------|---------------------|------|--|------|----------|----------|--|

NOTES:

1. (M) - FAN MOTOR LOCATION
2. HEAVIEST SECTION IS LOWER SECTION
3. MPT DENOTES MALE PIPE THREAD
FPT DENOTES FEMALE PIPE THREAD
BFW DENOTES BEVELED FOR WELDING
4. + UNIT WEIGHT DOES NOT INCLUDE ACCESSORIES (SEE SEPARATE DRAWINGS FOR ACCESSORIES)
5. 19mm DIA. MOUNTING HOLES. REFER TO RECOMMENDED STEEL SUPPORT DRAWING
6. THE SPRAY PUMP SHOULD BE SIZED FOR 65 L/S AND 31 kPa AT THE INLET CONNECTION
7. * - APPROXIMATE DIMENSIONS DO NOT USE FOR PRE-FABRICATION OF CONNECTING PIPING
8. SERIES FLOW PIPING AND AUX. CROSSOVER DRAIN BY OTHERS

**FACE 2
PLAN VIEW**



| | | | | | | | | | | |
|-----------------|------|------|------------------|-------|----|-------------------------|------|----|--------------------------|---|
| SHIPPING WEIGHT | 8810 | kg + | OPERATING WEIGHT | 10925 | kg | HEAVIEST SECTION WEIGHT | 5670 | kg | NO. OF SHIPPING SECTIONS | 2 |
|-----------------|------|------|------------------|-------|----|-------------------------|------|----|--------------------------|---|