

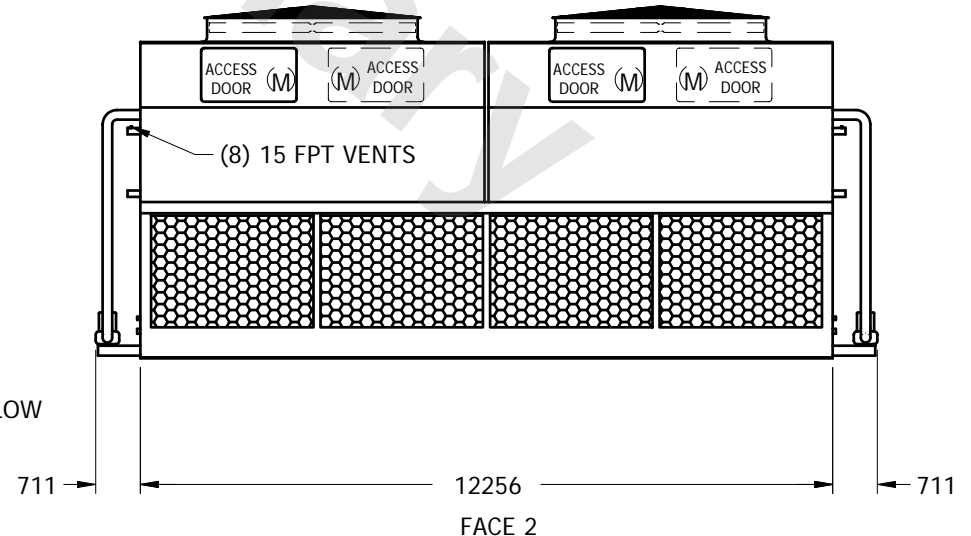
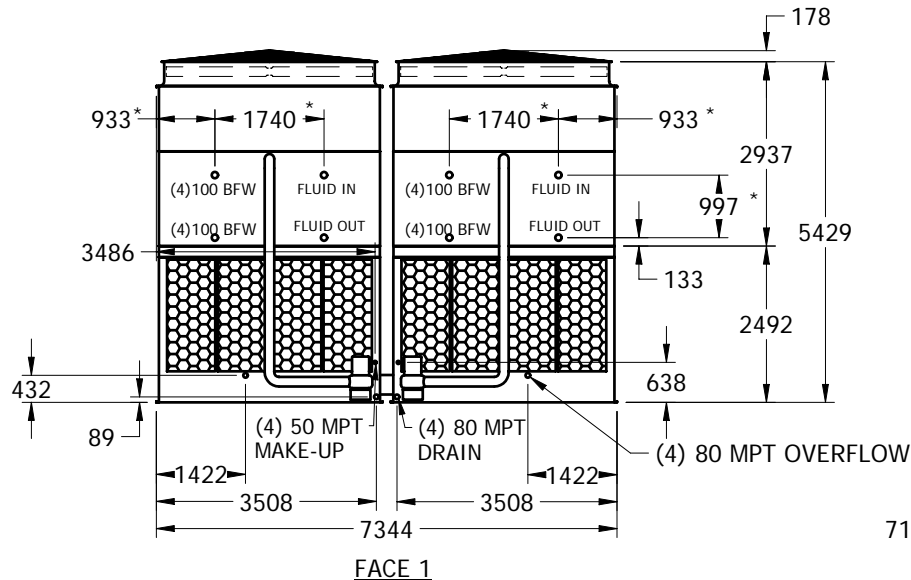
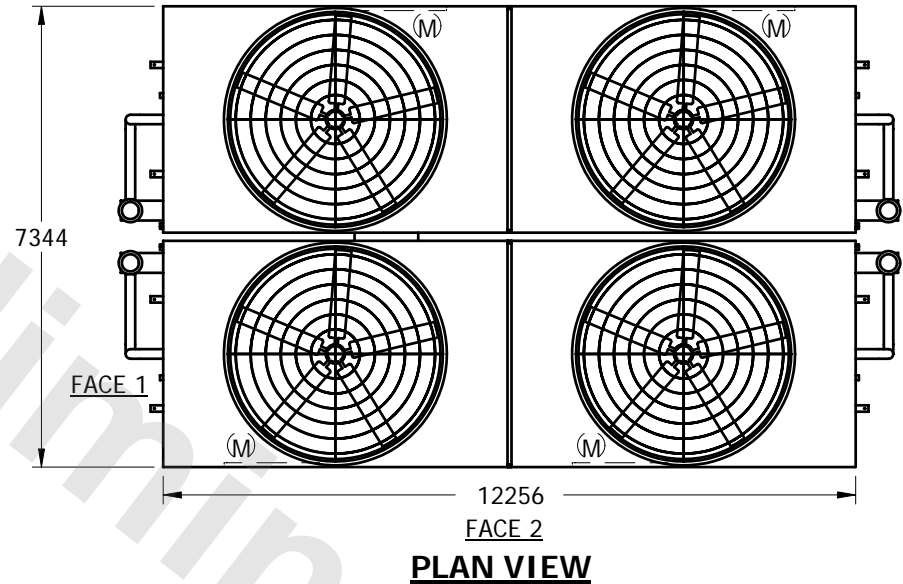
# EVAPCO, INC.



UNIT	CLOSED CIRCUIT COOLER	MODEL #	eco-LRWB 8-6M12-Z	SCALE	NTS	DWG. #	W2244010-MRE-ST	REV.		DATE	5/20/2024	SERIAL #	
------	-----------------------	---------	-------------------	-------	-----	--------	-----------------	------	--	------	-----------	----------	--

## NOTES:

1. (M)- FAN MOTOR LOCATION
2. HEAVIEST SECTION IS UPPER SECTION
3. MPT DENOTES MALE PIPE THREAD  
FPT DENOTES FEMALE PIPE THREAD  
BFW DENOTES BEVELED FOR WELDING
4. + UNIT WEIGHT DOES NOT INCLUDE ACCESSORIES (SEE SEPARATE DRAWINGS FOR ACCESSORIES)
5. 19mm DIA. MOUNTING HOLES. REFER TO RECOMMENDED STEEL SUPPORT DRAWING
6. MAKE-UP WATER PRESSURE-137 kPa MIN, 344 kPa MAX
7. \* - APPROXIMATE DIMENSIONS DO NOT USE FOR PRE-FABRICATION OF CONNECTING PIPING.



SHIPPING WEIGHT	57650	kg +	OPERATING WEIGHT	90230	kg	HEAVIEST SECTION WEIGHT	12430	kg	NO. OF SHIPPING SECTIONS	6
-----------------	-------	------	------------------	-------	----	-------------------------	-------	----	--------------------------	---