

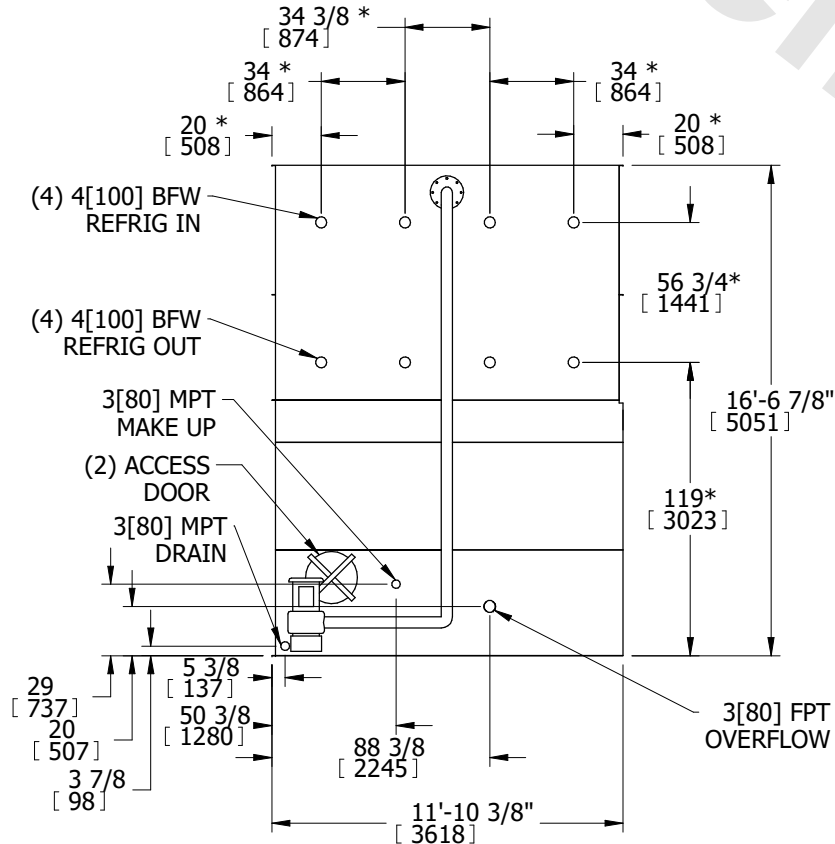
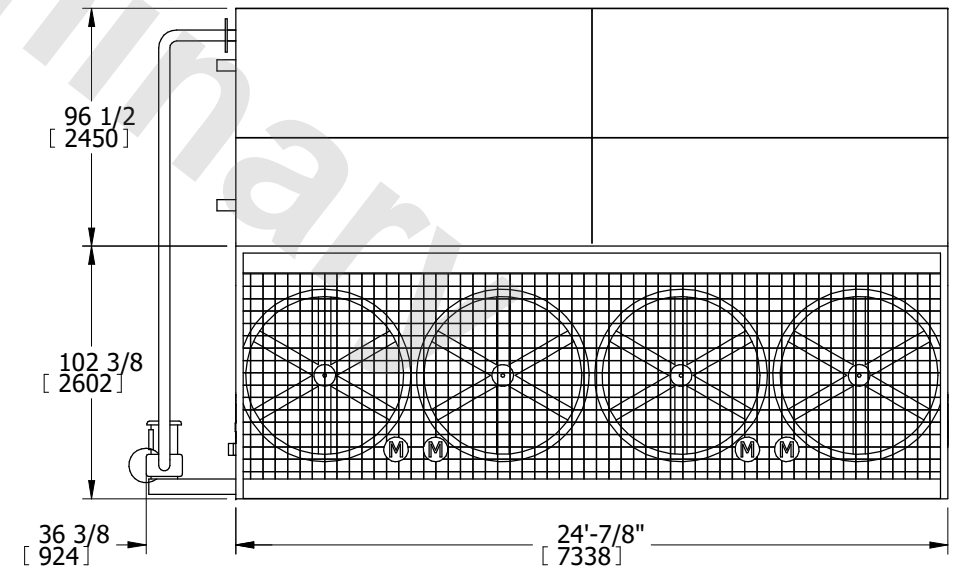
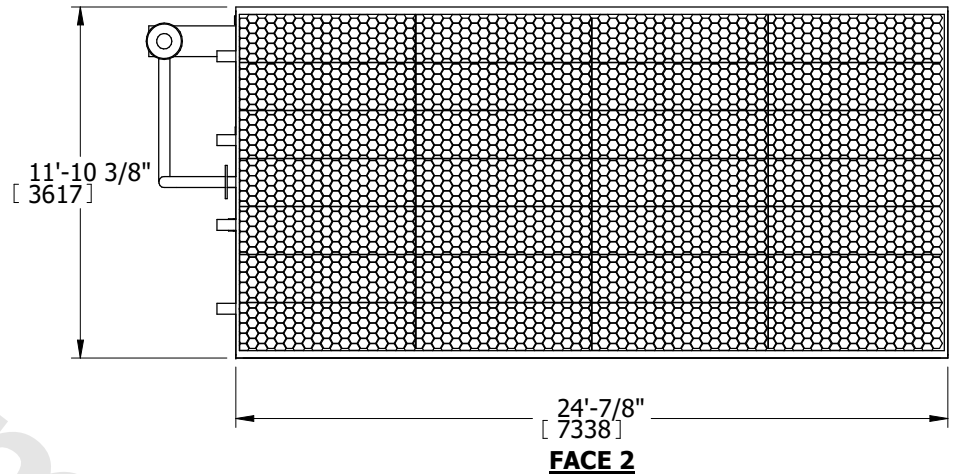
EVAPCO, INC.



UNIT	MODEL #	SCALE	DWG. #	REV.	DATE	SERIAL #
EVAPORATIVE CONDENSER	LSWE 10-3K18	N.T.S.	CE12C2412-DRC-ST-CRN	-	5/20/2024	

- NOTES:
1. (M)- FAN MOTOR LOCATION
 2. HEAVIEST SECTION IS UPPER SECTION
 3. MPT DENOTES MALE PIPE THREAD
FPT DENOTES FEMALE PIPE THREAD
BFW DENOTES BEVELED FOR WELDING
 4. +UNIT WEIGHT DOES NOT INCLUDE
ACCESSORIES (SEE ACCESSORY DRAWINGS)
 5. 3/4" DIA. MOUNTING HOLES. REFER TO
RECOMMENDED STEEL SUPPORT DRAWING.
 6. MAKE-UP WATER PRESSURE
20 psi MIN [137 kPa], 50 psi MAX [344 kPa]
 7. *-APPROXIMATE DIMENSIONS DO NOT USE
FOR PRE-FABRICATION OF CONNECTING
PIPING
 8. DIMENSIONS LISTED AS FOLLOWS: ENGLISH IN
[METRIC] [mm]

**FACE 1
PLAN VIEW**



SHIPPING WEIGHT	45590 lbs+ [20679] kg+	OPERATING WEIGHT	57920 lbs+ [26272] kg+	HEAVIEST SECTION WEIGHT	35300 lbs+ [16012] kg+	NO. OF SHIPPING SECTIONS	2
-----------------	------------------------	------------------	------------------------	-------------------------	------------------------	--------------------------	---