

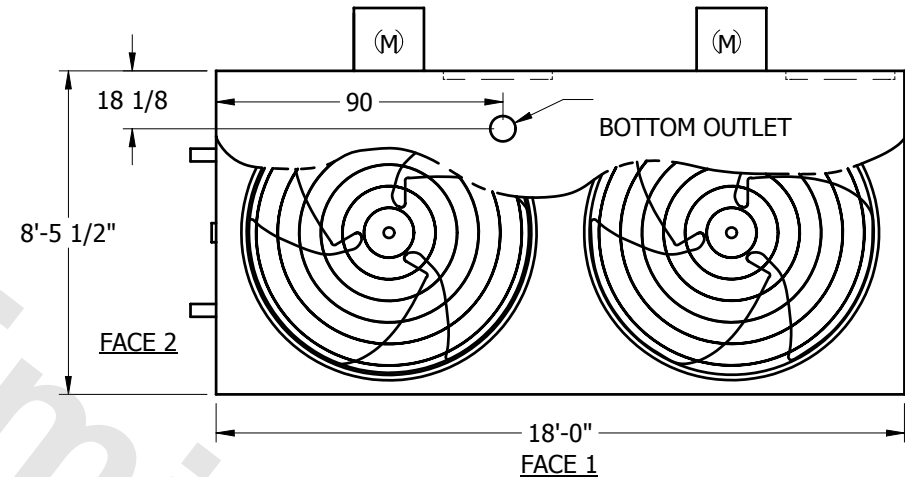
EVAPCO, INC.



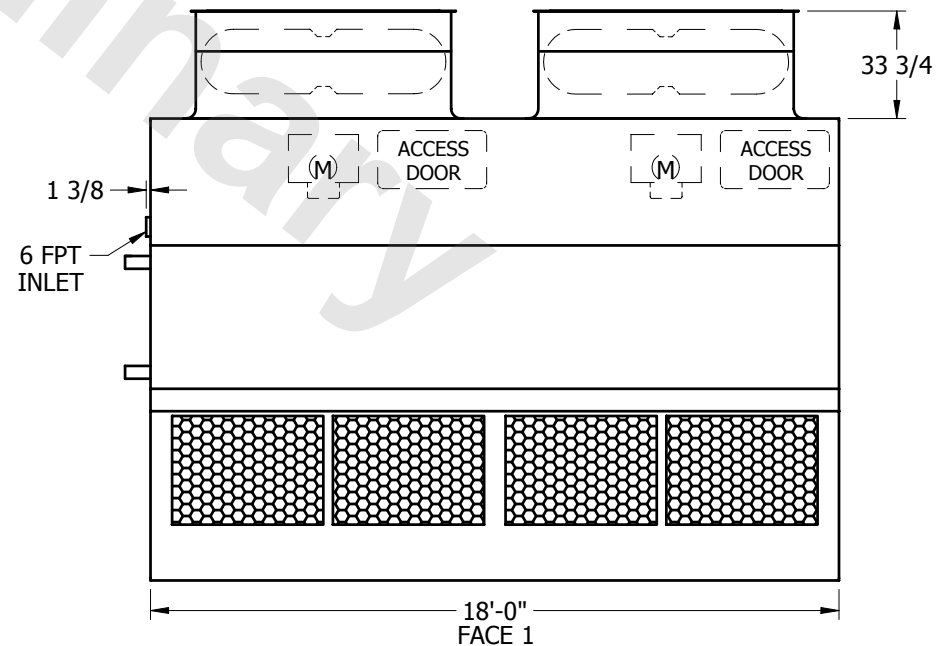
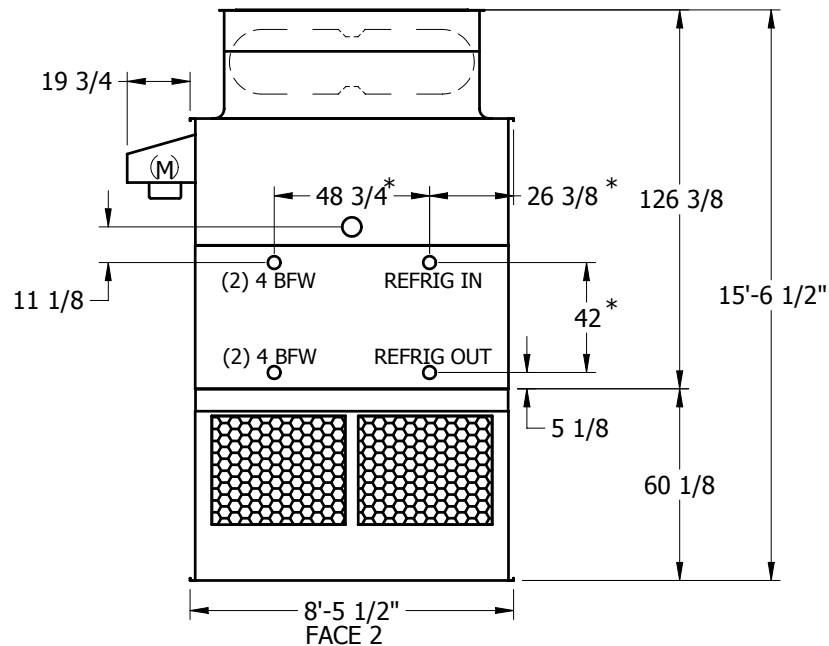
| | | | | | | | | | | | | | |
|------|-----------------------|---------|-----------|-------|-----|--------|------------------|------|--|------|-----------|----------|--|
| UNIT | EVAPORATIVE CONDENSER | MODEL # | ATC-1044E | SCALE | NTS | DWG. # | C2091812-ERA-SRL | REV. | | DATE | 5/20/2024 | SERIAL # | |
|------|-----------------------|---------|-----------|-------|-----|--------|------------------|------|--|------|-----------|----------|--|

NOTES:

1. (M)- FAN MOTOR LOCATION
2. HEAVIEST SECTION IS UPPER SECTION
3. MPT DENOTES MALE PIPE THREAD
FPT DENOTES FEMALE PIPE THREAD
BFW DENOTES BEVELED FOR WELDING
4. + UNIT WEIGHT DOES NOT INCLUDE ACCESSORIES (SEE SEPARATE DRAWINGS FOR ACCESSORIES)
5. 3/4" DIA. MOUNTING HOLES. REFER TO RECOMMENDED STEEL SUPPORT DRAWING
6. THE SPRAY PUMP SHOULD BE SIZED FOR 800 GPM AND 2.5 PSIG AT THE INLET CONNECTION
7. *- APPROXIMATE DIMENSIONS DO NOT USE FOR PRE-FABRICATION OF CONNECTING PIPING



PLAN VIEW



| | | | | | | | | | | |
|-----------------|-------|--------|------------------|-------|------|-------------------------|-------|------|--------------------------|---|
| SHIPPING WEIGHT | 24260 | lbs. + | OPERATING WEIGHT | 28870 | lbs. | HEAVIEST SECTION WEIGHT | 21460 | lbs. | NO. OF SHIPPING SECTIONS | 2 |
|-----------------|-------|--------|------------------|-------|------|-------------------------|-------|------|--------------------------|---|