

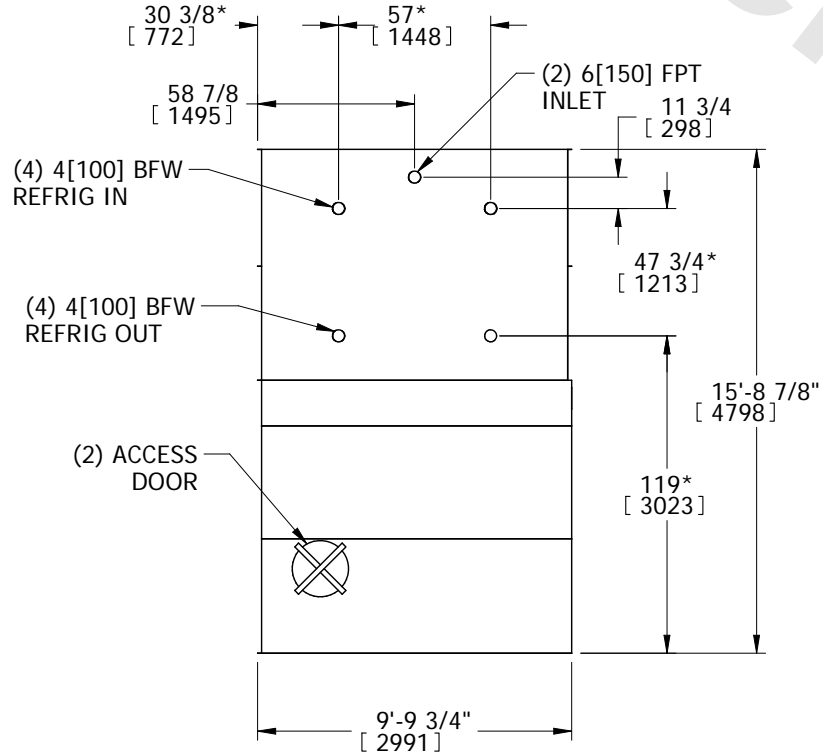
EVAPCO, INC.



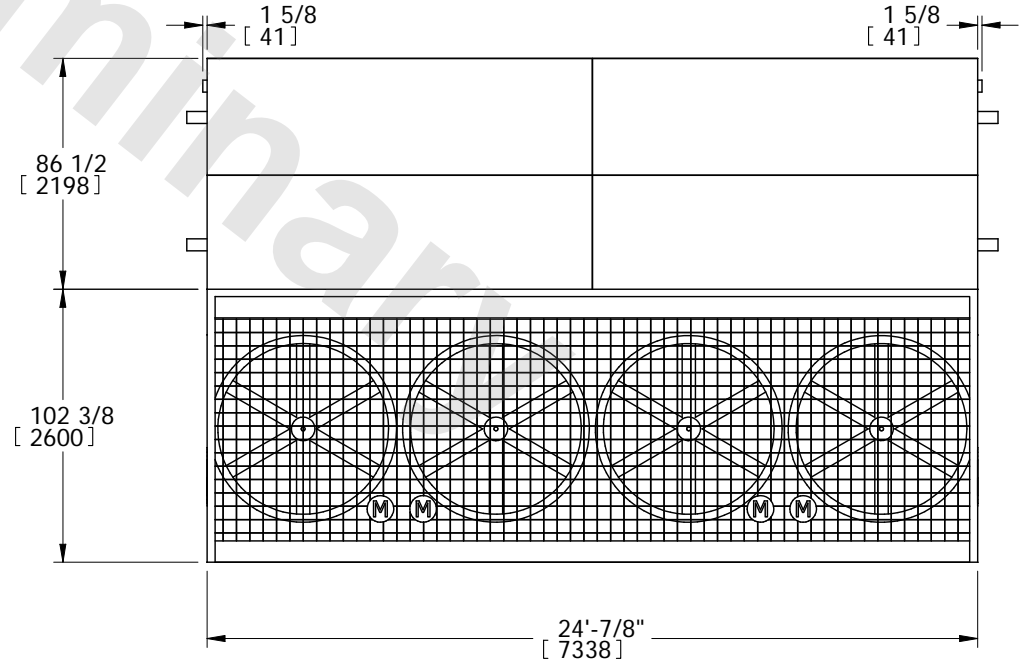
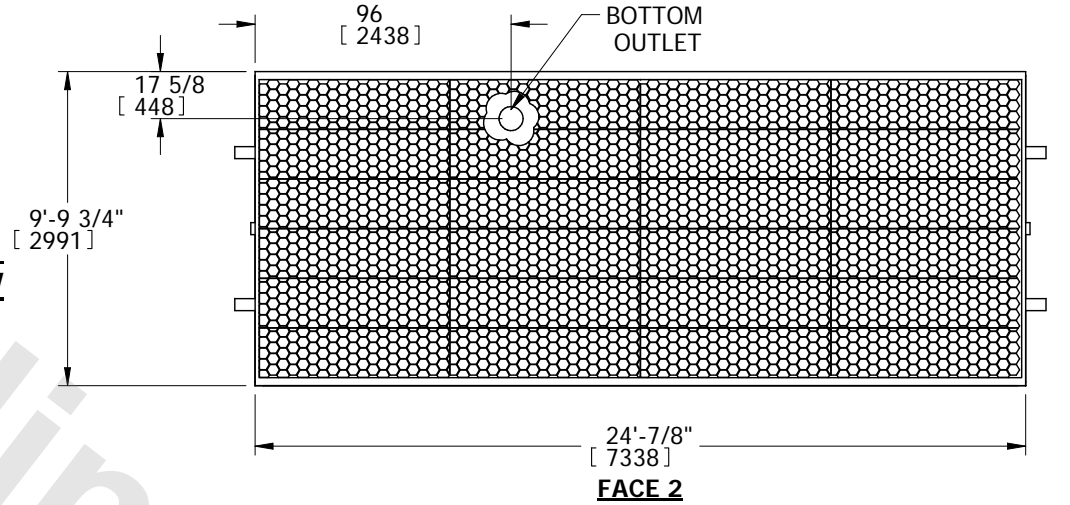
| | | | | | | |
|-----------------------|---------------------|--------|-----------------|------|----------|----------|
| UNIT | MODEL # | SCALE | DWG. # | REV. | DATE | SERIAL # |
| EVAPORATIVE CONDENSER | ATC-DC-1012I-25-1EF | N.T.S. | CETM2412-DRE-RS | - | 5/1/2024 | |

- NOTES:
1. (M)- FAN MOTOR LOCATION
 2. HEAVIEST SECTION IS UPPER SECTION
 3. MPT DENOTES MALE PIPE THREAD
FPT DENOTES FEMALE PIPE THREAD
BFW DENOTES BEVELED FOR WELDING
 4. +UNIT WEIGHT DOES NOT INCLUDE
ACCESSORIES (SEE ACCESSORY DRAWINGS)
 5. 3/4" DIA. MOUNTING HOLES. REFER TO
RECOMMENDED STEEL SUPPORT DRAWING.
 6. MAKE-UP WATER PRESSURE
20 psi MIN [137 kPa], 50 psi MAX [344 kPa]
 7. *-APPROXIMATE DIMENSIONS DO NOT USE
FOR PRE-FABRICATION OF CONNECTING
PIPING
 8. DIMENSIONS LISTED AS FOLLOWS: ENGLISH IN
[METRIC] [mm]

**FACE 1
PLAN VIEW**



FACE 1



FACE 2

| | | | | | | | |
|-----------------|------------------------|------------------|------------------------|-------------------------|-----------------------|--------------------------|---|
| SHIPPING WEIGHT | 37430 lbs+ [16978] kg+ | OPERATING WEIGHT | 44510 lbs+ [20189] kg+ | HEAVIEST SECTION WEIGHT | 14170 lbs+ [6427] kg+ | NO. OF SHIPPING SECTIONS | 3 |
|-----------------|------------------------|------------------|------------------------|-------------------------|-----------------------|--------------------------|---|